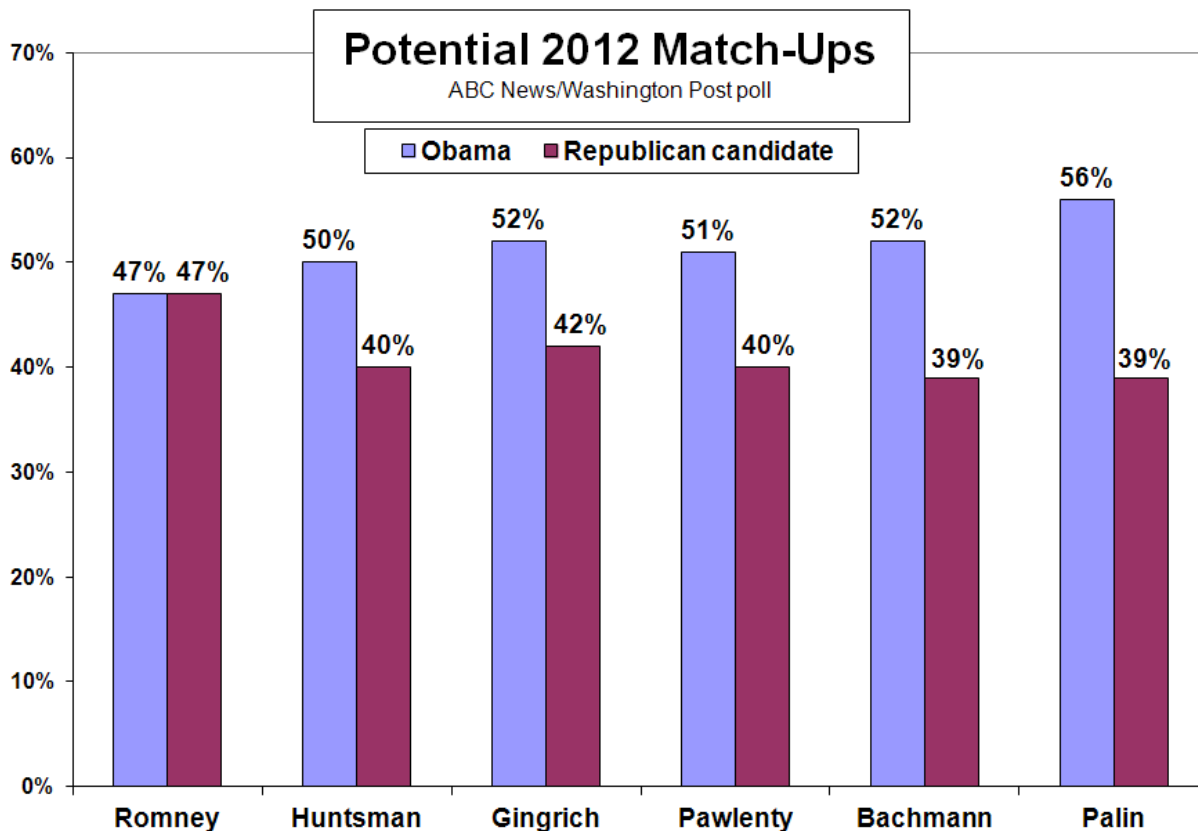


Bump for Romney, Boost for Palin As Public Frustration Stays High

An announcement bump for Mitt Romney and a bus-tour boost for Sarah Palin put the pair at the head of the current contest for the Republican presidential nomination. But while their primary standings are similar, their broader prospects look vastly different.

Romney appears formidable: In a general-election trial heat in the latest ABC News/Washington Post poll he runs evenly with Barack Obama among all Americans, and numerically outpoints him, 49-46 percent, among registered voters – not a statistically significant lead, given sampling error, but a clear reflection of Obama’s vulnerability to a well-positioned challenger.

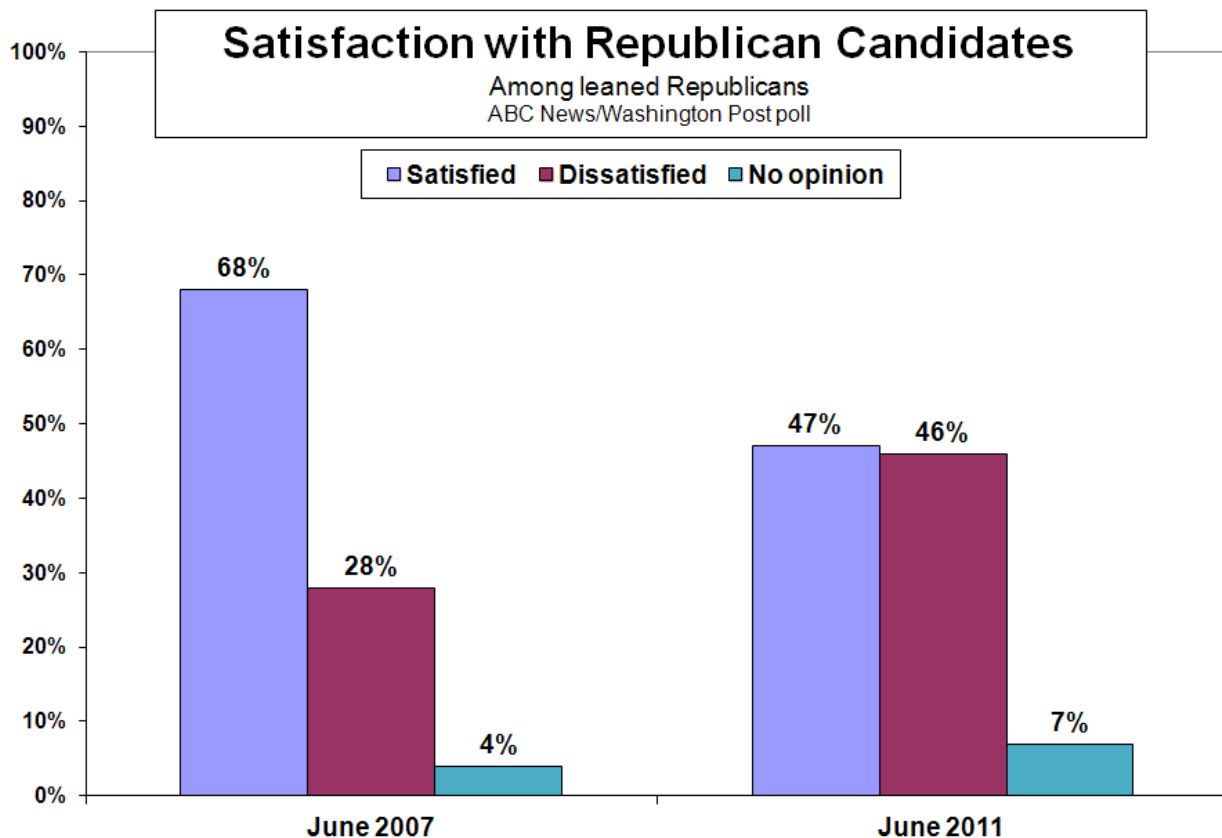
Romney, though, is the only Republican to run that well; Obama leads all other potential opponents tested in this poll – Palin, Newt Gingrich, Tim Pawlenty, Michele Bachmann and Jon Huntsman. Palin fares worst, trailing Obama by 17 points among all adults, 15 points among registered voters.



Indeed, despite advancing in GOP primary preference, Palin faces daunting challenges. Sixty-four percent of Americans say they definitely will not vote for her for president, a new high. Sixty-three percent describe her as unqualified for the job, below its peak but still a substantial majority. Even in her own party, among Republicans and Republican-leaning independents, 41 percent rule out voting for her and 39 percent see her as unqualified.

Overall, 21 percent of leaned Republicans support Romney for the nomination, 17 percent Palin, with all others in single digits. Still, while those two lead, the flipside is that each is not supported by eight in 10 potential GOP voters, indicating plenty of room to move as the field coalesces and voters tune in. Today just 22 percent of Americans (and 24 percent of leaned Republicans) are following the 2012 presidential election very closely.

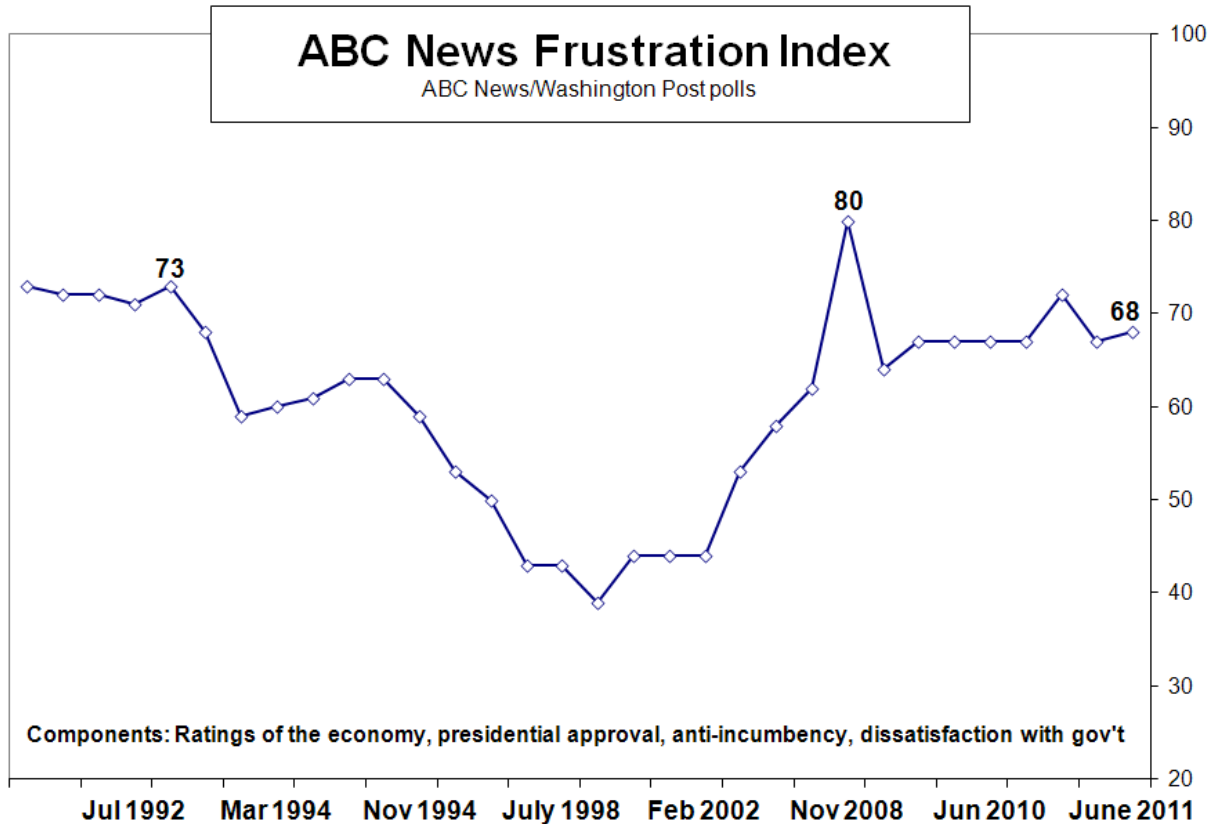
There is, moreover, a continued lack of enthusiasm for the Republican field. Fewer than half of Republicans and Republican-leaning independents, 47 percent, describe themselves as satisfied with their choice of candidates for the nomination, barely changed from 43 percent in April despite the official entrances of Romney, Gingrich and Pawlenty; exits of Mike Huckabee, Donald Trump and Mitch Daniels; and revving-up sounds from Palin, Bachmann and Huntsman. That's far lower than the level of satisfaction, 68 percent, in June '07.



FRUSTRATED? – The risks to Obama are underscored by the ABC News [Frustration Index](#): It stands at 68, essentially what it was going into the 2010 midterm elections. Based on ratings of

the economy, presidential approval, anti-incumbency and dissatisfaction with the federal government, it correlates strongly with House re-election rates and presidential prospects alike.

The index peaked at 80 in 2008, when the Democrats regained the White House, and at 73 in summer 1992, shortly before the first President Bush lost re-election; it was 67 last fall, when the GOP regained the House and scored major inroads in the Senate. The Frustration Index today is a relatively mild 50 among Democrats, but a boiling 80 among Republicans – and close to it, 72, among independents, the quintessential swing voters in national elections.



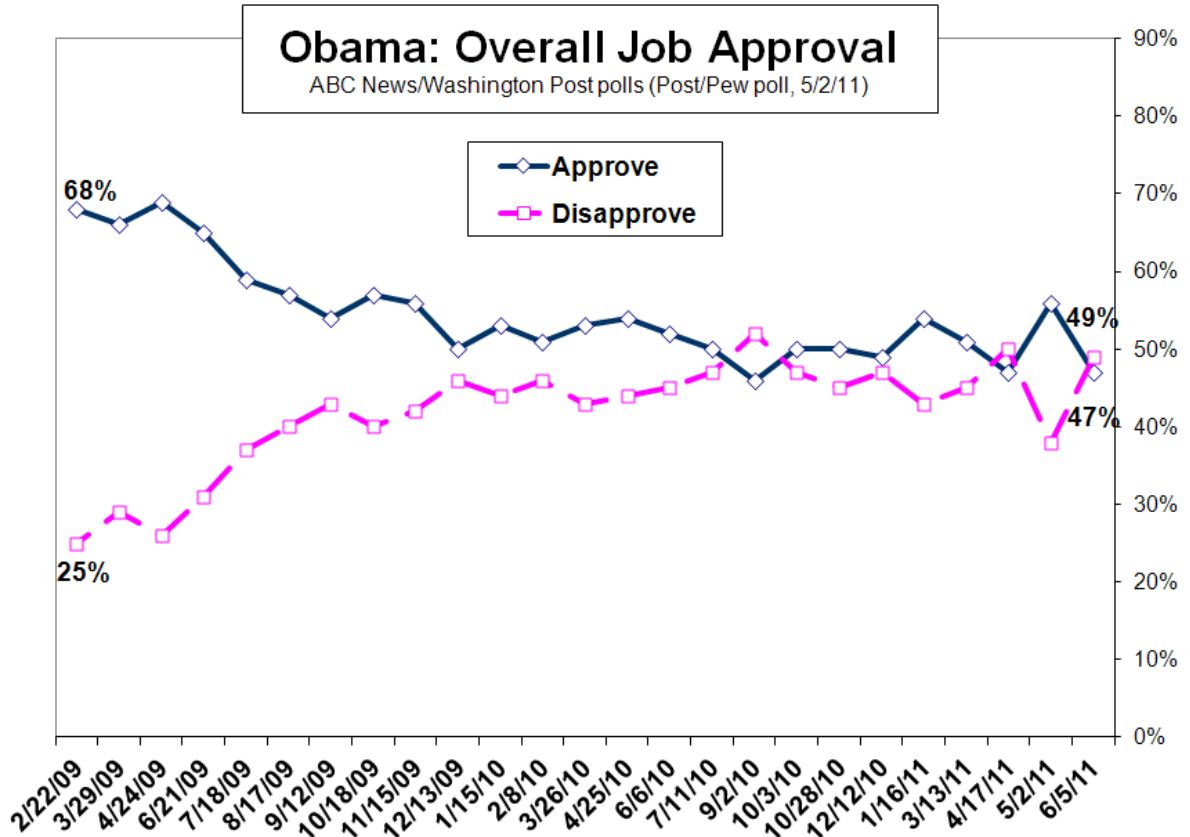
Tellingly, the Frustration Index is a cool 19 among the few who say the economy's in excellent or good shape, rising to 65 among those who say it's not so good – and 83 among the more than four in 10 who say the economy is in poor shape. In partisan terms, the index is relatively low (48) among liberal Democrats, but 81 among conservative Republicans; and likewise 48 among Obama supporters in a match-up with Romney, while 85 among Romney supporters.

Among the index's components, and related survey results in this poll, produced for ABC News by [Langer Research Associates](#):

- A vast 89 percent of Americans say the economy's in bad shape. It's ranged from 87 to 94 percent steadily since spring 2008. This gets old; people want relief. But 57 percent say that in terms of their own experience, the economy has not yet even begun to recover

from the recession. And among the minority that says a recovery has begun, 81 percent say it's a weak one.

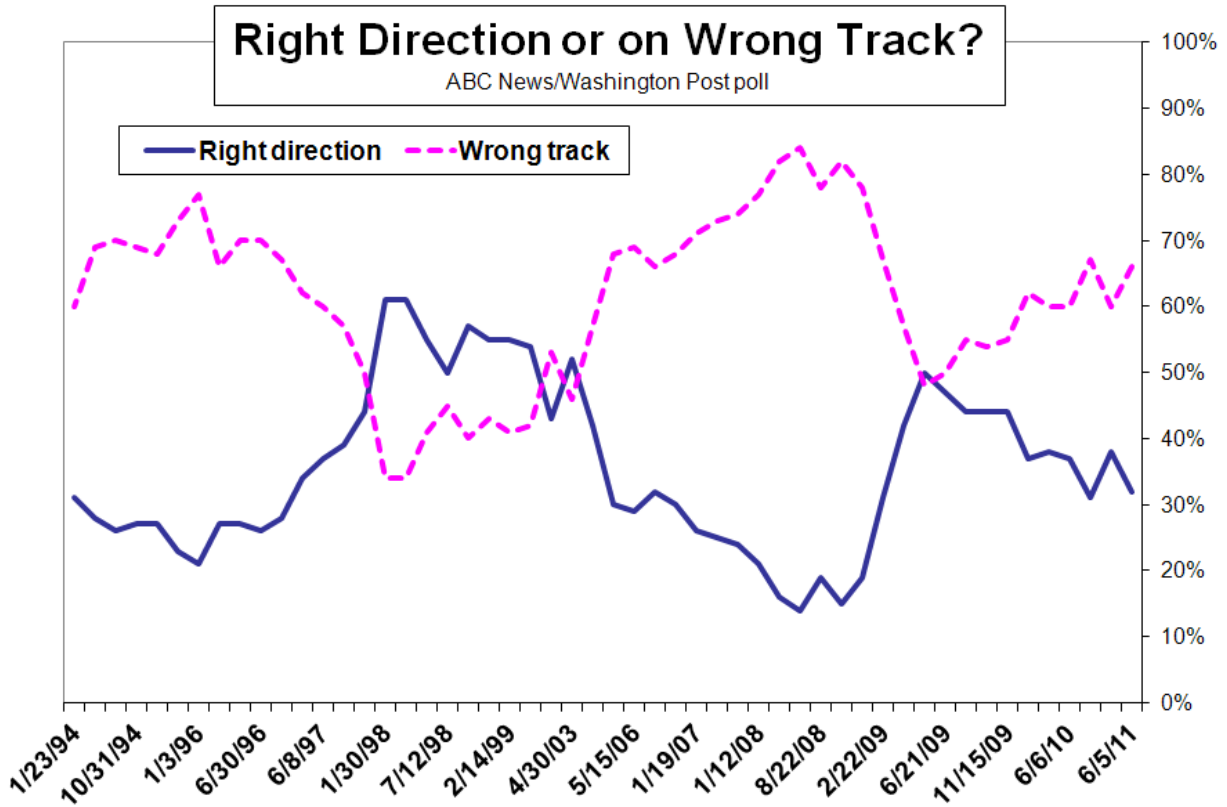
- The president's bin Laden bounce is gone. He had a 47 percent job approval rating in April. That bounced to 56 percent in a Post/Pew poll immediately after Osama bin Laden was killed. It's back, exactly, to 47 percent now. Forty-nine percent disapprove of the president's performance, including 53 percent of independents, and strong disapprovers outnumber strong approvers by 10 points.



- More – 59 percent, a new high – disapprove of Obama's handling of the economy, which, in a nutshell, is what the public's frustration is all about. Obama also is back to about an even split with the Republicans in Congress in trust to handle the economy – 42 percent pick him, 45 percent the GOP. This also was essentially tied in December, then moved away from the GOP in January and March; we're now back to an even division on this most fundamental issue. On the deficit Obama fares worse – 33 percent approval, down six points since April to a career low.
- In another expression of the public's discontent, just 34 percent say they're inclined to re-elect their representative in Congress. Fifty-five percent, instead, say they'll look around for someone new, a level of anti-incumbency as high as it was in early October 2010. If it

holds, the risk may not be just to Obama, but to any and all officeholders associated with the status quo.

- In two equally critical measures, 66 percent say the country's seriously off on the wrong track and 69 percent describe themselves as dissatisfied or even angry with the way the federal government is working. Both are not quite as high as they were just before the last midterms – but close. And 25 percent are downright angry about the way the government is operating, tying the high in polls since 1992.



ROMNEY/PALIN – Romney faces his own challenges. There's potential risk from the health care plan he signed into law as governor of Massachusetts in 2006: Leaned Republicans by 2-1, 41 percent to 21 percent, say they oppose that plan; and while a mere 3 percent support it strongly, 25 percent describe themselves as strong opponents.

So far it's not hurting Romney significantly; even among those who oppose the law, 20 percent support him for the nomination, and in a match-up with Obama, 88 percent in this group take Romney. At the same time a substantial 37 percent of leaned Republicans haven't formed an opinion of the law yet; where they wind up may matter.

Religion may be another question. Romney, a Mormon, has 15 percent support for the nomination from born-again and evangelical white Protestants, a core GOP group, vs. 23 percent

from non-evangelicals. Evangelicals accounted for 44 percent of Republican primary voters in 2008, and Romney won 20 percent of their votes, vs. 28 percent from non-evangelicals.

Palin, for her part, does slightly better with white evangelical Republicans than with non-evangelicals, 23 percent vs. 15 percent. But Romney edges Palin among conservative potential GOP voters, and runs evenly with her among supporters of the Tea Party political movement.

Romney is strongest within his party among those earning more than \$100,000 a year – with 30 percent support vs. Palin’s 9 percent – and those with college degrees, 28-10 percent. Palin comes back among those less well-off, leading Romney by 25 percent to 11 percent among people with incomes less than \$50,000. They’re more closely matched in the middle-income group and among non-graduates.

OBAMA/ROMNEY – With Romney matched against Obama, most Republicans and conservative groups rally. Romney hauls in 87 percent of Republicans, 71 percent of conservatives and evangelical white Protestants alike, and two-thirds of “very conservative” Americans. No candidate does better against Obama among any of these groups.

Romney gains 72 percent support from the 46 percent of Americans who describe themselves as supporters of the Tea Party political movement. But, showing breadth, he also draws in 48 percent of independents, the key swing voters.

Romney currently fares better against Obama than John McCain did in 2008 among several important groups, and some surprising ones. Romney and Obama run evenly among women, a group Obama won by 13 points in 2008; among white women, while McCain won by 7 points, Romney leads by 18. McCain won white Catholics, an important swing-voting group, by 5 points, while Romney leads here by 19.

Romney runs about evenly with Obama in the Midwest, a region Obama won by 10 points in 2008. While 18-29 year olds still overwhelmingly favor Obama regardless of the Republican candidate, his margin against Romney is 23 points, vs. 34 points against McCain. Even among liberals, Obama’s edge is down – 79 points vs. McCain, 61 vs. Romney.

CONSIDER? – As suggested above, Romney’s position far from shuts down other potential GOP runners. Majorities of leaned Republicans say they’d consider each of a dozen potential candidates tested, or at least haven’t decided yet. Those garnering the most flat objections include Palin – 38 percent say they definitely would not support her for the nomination; Ron Paul, 36 percent; and Newt Gingrich, 34 percent. Still, just 18 percent, by contrast, say there’s no way they’d consider Romney.

OBAMA’S BASE – Obama, while down, is hardly out. Against Romney he retains support from 86 percent of Democrats and 79 percent of liberals, and majorities (regardless of his opposition) among non-whites, 18- to 29-year-olds, moderates, East and West coast residents, college graduates, and people with incomes less than \$50,000 a year. He gets more than two-thirds of the vote from those who are satisfied with the way the government is working and those who think the economy has begun to recover – but these ranks are thin.

Marking his teeter-totter position, Obama gets precisely split decisions, 49-49 percent, on two personal attributes, understanding the problems of “people like you” and sharing “your values.” He does better, though, on one other – 55 percent rate him a strong leader.

But it’s the economy that drives Obama’s fortunes. Among the nearly six in 10 Americans who think economic recovery has not yet begun, a vast 69 percent disapprove of the president’s job performance overall and 64 percent say they won’t even consider voting for him in 2012. Romney leads him in this group by 63-29 percent.

Ultimately, 53 percent overall say they’d at least consider voting for Obama for re-election next year, vs. 45 percent who flatly rule him out (among registered voters, 47 percent). That leaves just enough room for Obama to gain re-election – but with precious little margin for error. And if the economy worsens still, it’ll be all the more opportunity for his ultimate challenger.

METHODOLOGY – This ABC News/Washington Post poll was conducted by telephone June 2-5, 2011, among a random national sample of 1,002 adults, including landline and cell-phone-only respondents. Results have a margin of [sampling error](#) of 3.5 points. The survey was produced for ABC News by [Langer Research Associates](#) of New York, N.Y, with sampling, data collection and tabulation by TNS of Horsham, Pa.

Analysis by Gary Langer.

ABC News polls can be found at ABCNEWS.com at <http://abcnews.com/pollingunit>.

Media contact: Cathie Levine, (212) 456-4934.

Full results follow.

*= less than 0.5 percent

1. Do you approve or disapprove of the way Barack Obama is handling his job as president? Do you approve/disapprove strongly or somewhat?

| | ----- Approve ----- | | | ----- Disapprove ----- | | | No opinion |
|-------------|---------------------|----------|----------|------------------------|----------|----------|------------|
| | NET | Strongly | Somewhat | NET | Somewhat | Strongly | |
| 6/5/11 | 47 | 27 | 20 | 49 | 13 | 37 | 4 |
| 5/2/11* | 56 | 29 | 27 | 38 | 14 | 24 | 6 |
| 4/17/11 | 47 | 27 | 21 | 50 | 12 | 37 | 3 |
| 3/13/11 | 51 | 27 | 24 | 45 | 12 | 33 | 4 |
| 1/16/11 | 54 | 30 | 23 | 43 | 15 | 28 | 3 |
| 12/12/10 | 49 | 24 | 25 | 47 | 15 | 32 | 4 |
| 10/28/10 | 50 | 27 | 23 | 45 | 11 | 34 | 5 |
| 10/28/10 LV | 46 | 31 | 15 | 52 | 8 | 44 | 2 |
| 10/3/10 | 50 | 26 | 24 | 47 | 13 | 34 | 3 |
| 9/2/10 | 46 | 24 | 22 | 52 | 14 | 38 | 3 |
| 7/11/10 | 50 | 28 | 22 | 47 | 12 | 35 | 3 |
| 6/6/10 | 52 | 30 | 22 | 45 | 12 | 33 | 4 |
| 4/25/10 | 54 | 31 | 23 | 44 | 11 | 33 | 3 |
| 3/26/10 | 53 | 34 | 20 | 43 | 8 | 35 | 3 |
| 2/8/10 | 51 | 29 | 22 | 46 | 12 | 33 | 3 |
| 1/15/10 | 53 | 30 | 24 | 44 | 13 | 32 | 2 |
| 12/13/09 | 50 | 31 | 18 | 46 | 13 | 33 | 4 |

| | | | | | | | |
|----------|----|----|----|----|----|----|---|
| 11/15/09 | 56 | 32 | 23 | 42 | 13 | 29 | 2 |
| 10/18/09 | 57 | 33 | 23 | 40 | 11 | 29 | 3 |
| 9/12/09 | 54 | 35 | 19 | 43 | 12 | 31 | 3 |
| 8/17/09 | 57 | 35 | 21 | 40 | 11 | 29 | 3 |
| 7/18/09 | 59 | 38 | 22 | 37 | 9 | 28 | 4 |
| 6/21/09 | 65 | 36 | 29 | 31 | 10 | 22 | 4 |
| 4/24/09 | 69 | 42 | 27 | 26 | 8 | 18 | 4 |
| 3/29/09 | 66 | 40 | 26 | 29 | 9 | 20 | 5 |
| 2/22/09 | 68 | 43 | 25 | 25 | 8 | 17 | 7 |

*Washington Post-Pew Research Center poll

2. Do you approve or disapprove of the way Obama is handling [ITEM]? Do you approve/disapprove strongly or somewhat?

6/5/11 - Summary Table*

| | ----- Approve ----- | | | ----- Disapprove ----- | | | No |
|-------------------------------|---------------------|----------|----------|------------------------|----------|----------|---------|
| | NET | Strongly | Somewhat | NET | Somewhat | Strongly | opinion |
| a. The economy | 40 | 20 | 20 | 59 | 10 | 49 | 2 |
| b. The federal budget deficit | 33 | 16 | 17 | 61 | 12 | 49 | 6 |

c-e. Previously released or held for release.

*Full sample asked item a; half sample asked item b.

Trend:

a. The economy

| | ----- Approve ----- | | | ----- Disapprove ----- | | | No |
|-------------|---------------------|----------|----------|------------------------|----------|----------|---------|
| | NET | Strongly | Somewhat | NET | Somewhat | Strongly | opinion |
| 6/5/11 | 40 | 20 | 20 | 59 | 10 | 49 | 2 |
| 5/2/11* | 40 | 18 | 22 | 55 | 16 | 39 | 4 |
| 4/17/11 | 42 | 23 | 19 | 57 | 11 | 46 | 2 |
| 3/13/11 | 43 | 22 | 21 | 55 | 13 | 41 | 2 |
| 1/16/11 | 46 | 22 | 24 | 51 | 13 | 38 | 2 |
| 12/12/10 | 43 | 21 | 22 | 54 | 15 | 39 | 3 |
| 10/28/10 RV | 44 | 21 | 23 | 54 | 15 | 39 | 3 |
| 10/28/10 LV | 42 | 23 | 19 | 55 | 10 | 45 | 2 |
| 10/3/10 | 45 | 22 | 23 | 53 | 13 | 41 | 2 |
| 9/2/10 | 41 | 20 | 21 | 57 | 13 | 44 | 2 |
| 7/11/10 | 43 | 20 | 23 | 54 | 13 | 41 | 4 |
| 6/6/10 | 50 | 26 | 24 | 49 | 12 | 37 | 2 |
| 4/25/10 | 49 | 24 | 25 | 49 | 10 | 39 | 2 |
| 3/26/10 | 45 | 23 | 22 | 52 | 12 | 40 | 3 |
| 2/8/10 | 45 | 22 | 23 | 53 | 15 | 38 | 2 |
| 1/15/10 | 47 | 22 | 24 | 52 | 13 | 39 | 1 |
| 12/13/09 | 46 | 23 | 24 | 52 | 12 | 40 | 2 |
| 11/15/09 | 51 | 26 | 25 | 47 | 12 | 36 | 2 |
| 10/18/09 | 50 | 29 | 22 | 48 | 13 | 35 | 1 |
| 9/12/09 | 51 | 28 | 24 | 46 | 13 | 33 | 2 |
| 8/17/09 | 52 | 27 | 25 | 46 | 13 | 33 | 2 |
| 7/18/09 | 52 | 29 | 23 | 46 | 10 | 35 | 3 |
| 6/21/09 | 56 | 28 | 28 | 41 | 13 | 27 | 3 |
| 4/24/09 | 58 | 31 | 28 | 38 | 13 | 25 | 4 |
| 3/29/09 | 60 | 34 | 25 | 38 | 12 | 26 | 3 |
| 2/22/09 | 60 | NA | NA | 34 | NA | NA | 6 |

*Washington Post-Pew Research Center poll

b. The federal budget deficit

| | ----- Approve ----- | | | ----- Disapprove ----- | | | No |
|--|---------------------|----------|----------|------------------------|----------|----------|---------|
| | NET | Strongly | Somewhat | NET | Somewhat | Strongly | opinion |

| | | | | | | | |
|----------|----|----|----|----|----|----|---|
| 6/5/11 | 33 | 16 | 17 | 61 | 12 | 49 | 6 |
| 4/17/11 | 39 | 21 | 18 | 58 | 11 | 47 | 3 |
| 3/13/11 | 39 | 18 | 20 | 55 | 13 | 42 | 6 |
| 1/16/11 | 43 | 21 | 22 | 52 | 11 | 41 | 6 |
| 12/12/10 | 38 | 16 | 22 | 55 | 19 | 36 | 7 |
| 9/2/10 | 39 | 18 | 20 | 58 | 13 | 45 | 3 |
| 7/11/10 | 40 | 20 | 20 | 56 | 11 | 45 | 4 |
| 6/6/10 | 39 | 22 | 17 | 56 | 13 | 42 | 6 |
| 4/25/10 | 40 | 20 | 20 | 55 | 14 | 42 | 5 |
| 3/26/10 | 43 | 22 | 21 | 52 | 14 | 38 | 5 |
| 2/8/10 | 40 | 17 | 23 | 56 | 16 | 40 | 4 |
| 1/15/10 | 38 | 18 | 20 | 56 | 15 | 41 | 6 |
| 12/13/09 | 37 | 16 | 21 | 56 | 12 | 44 | 6 |
| 11/15/09 | 42 | 19 | 23 | 53 | 10 | 43 | 5 |
| 10/18/09 | 45 | 20 | 25 | 51 | 14 | 37 | 4 |
| 9/12/09 | 39 | 17 | 22 | 55 | 13 | 42 | 6 |
| 8/17/09 | 41 | 19 | 22 | 53 | 12 | 41 | 5 |
| 7/18/09 | 43 | 19 | 24 | 49 | 11 | 38 | 8 |
| 6/21/09 | 48 | 22 | 26 | 48 | 13 | 35 | 5 |
| 4/24/09 | 51 | NA | NA | 43 | NA | NA | 7 |
| 3/29/09 | 52 | NA | NA | 43 | NA | NA | 5 |

3. Do you think things in this country (are generally going in the right direction) or do you feel things (have gotten pretty seriously off on the wrong track)?

| | Right direction | Wrong track | No opinion |
|-------------|--------------------|----------------|---------------|
| 6/5/11 | 32 | 66 | 2 |
| 1/16/11 | 38 | 60 | 3 |
| 12/12/10 | 31 | 67 | 2 |
| 10/28/10 RV | 27 | 71 | 2 |
| 10/28/10 LV | 27 | 71 | 2 |
| 6/6/10 | 37 | 60 | 3 |
| 3/26/10 | 38 | 60 | 2 |
| 1/15/10 | 37 | 62 | 1 |
| 11/15/09 | 44 | 55 | 2 |
| 10/18/09 | 44 | 54 | 2 |
| 8/17/09 | 44 | 55 | 1 |
| 6/21/09 | 47 | 50 | 3 |
| 4/24/09 | 50 | 48 | 2 |
| 3/29/09 | 42 | 57 | 1 |
| 2/22/09 | 31 | 67 | 2 |
| 1/16/09 | 19 | 78 | 3 |
| 12/14/08 | 15 | 82 | 3 |
| 10/25/08 LV | 13 | 85 | 2 |
| 10/11/08 RV | 8 | 90 | 2 |
| 9/22/08 RV | 14 | 83 | 3 |
| 8/22/08 | 19 | 78 | 2 |
| 6/15/08 | 14 | 84 | 2 |
| 5/11/08 | 16 | 82 | 2 |
| 1/12/08 | 21 | 77 | 2 |
| 11/1/07 | 24 | 74 | 2 |
| 6/1/07 | 25 | 73 | 2 |
| 1/19/07 | 26 | 71 | 3 |

Call for full trend.

4. Overall, which party, the (Democrats) or the (Republicans), do you trust to do a better job in coping with the main problems the nation faces over the next few years?

| Democrats | Republicans | Both (vol.) | Neither (vol.) | No opinion |
|-----------|-------------|----------------|-------------------|------------|
|-----------|-------------|----------------|-------------------|------------|

| | | | | | |
|-------------|----|----|---|----|---|
| 6/5/11 | 41 | 32 | 2 | 20 | 4 |
| 10/28/10 RV | 45 | 40 | 2 | 11 | 2 |
| 10/28/10 LV | 41 | 45 | 1 | 10 | 2 |
| 10/3/10 | 42 | 38 | 3 | 15 | 2 |
| 9/2/10 | 40 | 37 | 3 | 18 | 2 |
| 6/6/10 | 44 | 32 | 2 | 18 | 4 |
| 4/25/10 | 46 | 32 | 2 | 18 | 3 |
| 2/8/10 | 43 | 37 | 2 | 17 | 2 |
| 11/15/09 | 47 | 31 | 2 | 17 | 3 |
| 9/12/09 | 48 | 28 | 3 | 19 | 2 |
| 2/22/09 | 56 | 30 | 3 | 9 | 3 |
| 12/14/08 | 56 | 23 | 3 | 15 | 3 |
| 5/11/08 | 53 | 32 | 2 | 10 | 2 |
| 10/8/06 | 54 | 35 | 2 | 7 | 2 |
| 9/7/06 | 47 | 38 | 1 | 10 | 4 |
| 6/25/06 | 48 | 38 | 1 | 10 | 3 |
| 5/15/06 | 50 | 36 | 1 | 11 | 3 |
| 4/9/06 | 51 | 37 | 1 | 9 | 2 |
| 3/5/06 | 42 | 40 | 2 | 14 | 2 |
| 1/26/06 | 51 | 37 | 1 | 8 | 3 |

Call for full trend.

5 held for release.

6. Who do you trust to do a better job [ITEM] - (Obama) or (the Republicans in Congress)?

a. Handling the economy

| | Obama | Reps | Both (vol.) | Neither (vol.) | No opinion |
|----------|-------|------|----------------|-------------------|---------------|
| 6/5/11 | 42 | 45 | 2 | 9 | 2 |
| 3/13/11 | 46 | 34 | 2 | 15 | 4 |
| 1/16/11 | 46 | 41 | 3 | 7 | 3 |
| 12/12/10 | 44 | 45 | 2 | 7 | 2 |
| 4/25/10 | 49 | 38 | 1 | 9 | 2 |
| 2/8/10 | 47 | 42 | 1 | 7 | 2 |
| 12/13/09 | 48 | 36 | 1 | 12 | 3 |
| 11/15/09 | 52 | 37 | 1 | 8 | 1 |
| 9/12/09 | 48 | 37 | 1 | 12 | 2 |
| 7/18/09 | 56 | 33 | 1 | 9 | 2 |
| 6/21/09 | 55 | 31 | 2 | 9 | 2 |
| 4/24/09 | 61 | 24 | 2 | 11 | 2 |
| 3/29/09 | 58 | 25 | 1 | 14 | 2 |
| 2/22/09 | 61 | 26 | 1 | 9 | 3 |

6 b-d held for release.

7. I am going to mention four phrases and ask you which one best describes how you feel about the way the federal government works. Do you feel enthusiastic, satisfied but not enthusiastic, dissatisfied but not angry, or angry?

| | NET | Positive Enthusi- astic | Satis- fied | NET | Negative Dissat- isfied | Angry | None/ Other | No opinion |
|-------------|-----|-------------------------------|----------------|-----|-------------------------------|-------|----------------|---------------|
| 6/5/11 | 30 | 3 | 27 | 69 | 44 | 25 | NA | 1 |
| 10/28/10 | 27 | 4 | 23 | 72 | 51 | 21 | | 1 |
| 10/28/10 LV | 23 | 3 | 20 | 76 | 50 | 25 | | 1 |
| 10/3/10 | 29 | 4 | 25 | 71 | 46 | 25 | | * |

| | | | | | | | | |
|-------------|----|---|----|----|----|----|----|---|
| 9/2/10 | 22 | 2 | 20 | 78 | 52 | 25 | | * |
| 7/11/10 | 36 | 4 | 32 | 64 | 43 | 21 | | 1 |
| 6/6/10 | 30 | 2 | 28 | 69 | 45 | 25 | | 1 |
| 4/25/10 | 30 | 4 | 26 | 69 | 51 | 18 | | 1 |
| 2/8/10 | 32 | 3 | 29 | 67 | 48 | 19 | | * |
| 10/29/03 | 42 | 2 | 41 | 57 | 42 | 15 | | * |
| 11/4/02 LV | 49 | 4 | 45 | 50 | 41 | 9 | | 1 |
| 11/3/02 LV | 50 | 5 | 45 | 49 | 40 | 9 | | 1 |
| 11/2/02 LV | 51 | 6 | 45 | 49 | 40 | 9 | | 1 |
| 10/27/02 | 50 | 4 | 47 | 49 | 42 | 7 | | 1 |
| 10/27/02 LV | 53 | 3 | 50 | 47 | 41 | 6 | | 1 |
| 2/21/02 | 56 | 7 | 49 | 43 | 36 | 7 | | 1 |
| 12/15/00 | 59 | 4 | 55 | 39 | 34 | 6 | | 1 |
| 2/14/99 | 52 | 3 | 48 | 47 | 35 | 12 | | 1 |
| 9/28/98 | 50 | 4 | 46 | 49 | 36 | 12 | | 1 |
| 9/28/98 LV | 48 | 4 | 44 | 50 | 37 | 14 | | 1 |
| 8/16/98* | 41 | 2 | 39 | 57 | 46 | 11 | " | 1 |
| 1/19/98 | 46 | 2 | 43 | 53 | 45 | 8 | 1 | * |
| 8/27/97 | 34 | 2 | 33 | 64 | 52 | 11 | 2 | 1 |
| 3/17/96 | 29 | 2 | 27 | 70 | 54 | 16 | NA | * |
| 5/14/95 | 48 | 3 | 45 | 50 | 41 | 9 | NA | 1 |
| 1/4/95 | 29 | 2 | 27 | 69 | 53 | 16 | * | 1 |
| 11/6/94 RV | 28 | 2 | 26 | 70 | 49 | 21 | 1 | 1 |
| 10/31/94 | 26 | 1 | 25 | 73 | 55 | 18 | 1 | 1 |
| 10/23/94 | 28 | 1 | 26 | 71 | 52 | 20 | * | * |
| 10/9/94 | 25 | 2 | 24 | 72 | 53 | 19 | 2 | * |
| 9/11/94 | 26 | 2 | 25 | 73 | 53 | 20 | NA | * |
| 3/27/94 | 30 | 1 | 29 | 68 | 48 | 20 | 1 | 1 |
| 2/28/93 | 33 | 4 | 29 | 66 | 50 | 16 | * | * |
| 10/4/92 LV | 17 | 1 | 16 | 81 | 56 | 25 | 1 | 1 |
| 10/4/92 RV | 17 | 1 | 16 | 81 | 56 | 25 | 1 | 1 |
| 7/8/92 | 23 | 1 | 22 | 76 | 53 | 23 | * | 1 |
| 6/7/92 | 21 | 1 | 20 | 79 | 58 | 21 | * | 1 |
| 4/9/92 | 21 | 1 | 20 | 79 | 55 | 24 | 1 | * |
| 3/18/92 | 22 | 1 | 21 | 77 | 54 | 23 | 1 | * |
| 3/11/92 | 18 | 1 | 17 | 80 | 60 | 20 | 1 | 1 |

*After 8/16/98: No "None/other" option recorded

8. Changing topics: Please tell me whether the following statement applies to Obama, or not: [ITEM]?

6/5/11 - Summary Table

| | Yes | No | No opinion |
|---|-----|----|------------|
| a. He understands the problems of people like you | 49 | 49 | 2 |
| b. He is a strong leader | 55 | 44 | 1 |
| c. He shares your values | 49 | 49 | 3 |

Trend:

a. He understands the problems of people like you

| | Yes | No | No opinion |
|---------|-----|----|------------|
| 6/5/11 | 49 | 49 | 2 |
| 1/16/11 | 58 | 40 | 2 |
| 9/2/10 | 50 | 48 | 2 |
| 6/6/10 | 51 | 48 | 2 |
| 3/26/10 | 56 | 43 | 2 |
| 1/15/10 | 57 | 42 | 2 |
| 7/18/09 | 63 | 35 | 1 |
| 4/24/09 | 73 | 25 | 1 |
| 1/16/09 | 72 | 24 | 4 |

b. He is a strong leader

| | Yes | No | No opinion |
|---------|-----|----|------------|
| 6/5/11 | 55 | 44 | 1 |
| 6/6/10 | 57 | 43 | 1 |
| 3/26/10 | 65 | 33 | 2 |
| 1/15/10 | 63 | 35 | 1 |
| 7/18/09 | 71 | 27 | 2 |
| 4/24/09 | 77 | 22 | 2 |
| 1/16/09 | 72 | 18 | 10 |

c. He shares your values

| | Yes | No | No opinion |
|---------|-----|----|------------|
| 6/5/11 | 49 | 49 | 3 |
| 9/2/10 | 49 | 50 | 1 |
| 1/15/10 | 55 | 43 | 1 |
| 4/24/09 | 60 | 38 | 2 |
| 1/16/09 | 67 | 30 | 3 |
| 7/13/08 | 56 | 39 | 5 |

9-11 held for release.

12. On another subject, would you describe the state of the nation's economy these days as excellent, good, not so good or poor?

| | ----- Positive ----- | | | ----- Negative ----- | | | No opinion |
|-------------|----------------------|-----------|------|----------------------|-------------|------|------------|
| | NET | Excellent | Good | NET | Not so good | Poor | |
| 6/5/11 | 11 | 1 | 10 | 89 | 46 | 44 | * |
| 1/16/11 | 13 | 1 | 12 | 87 | 45 | 41 | * |
| 10/28/10 | 9 | * | 9 | 90 | 41 | 49 | 1 |
| 10/28/10 LV | 8 | * | 7 | 92 | 42 | 50 | 1 |
| 10/3/10 | 9 | 1 | 8 | 90 | 40 | 50 | * |
| 9/2/10 | 8 | * | 7 | 92 | 40 | 53 | 0 |
| 7/11/10 | 10 | 1 | 9 | 90 | 44 | 46 | 0 |
| 6/6/10 | 12 | * | 11 | 88 | 43 | 45 | 0 |
| 1/16/09 | 5 | 1 | 5 | 94 | 32 | 62 | * |
| 9/22/08 | 9 | * | 9 | 91 | 34 | 57 | * |
| 4/13/08 | 10 | 1 | 9 | 90 | 39 | 51 | * |
| 2/1/08 | 19 | 1 | 18 | 81 | 43 | 38 | 0 |
| 12/9/07 | 28 | 3 | 25 | 72 | 40 | 32 | * |
| 11/1/07 | 35 | 3 | 32 | 64 | 39 | 26 | * |
| 4/15/07 | 42 | 5 | 37 | 57 | 37 | 20 | * |
| 12/11/06 | 50 | 7 | 42 | 50 | 36 | 14 | * |
| 10/22/06 | 55 | 10 | 45 | 45 | 28 | 17 | * |
| 10/8/06 | 47 | 7 | 40 | 53 | 37 | 16 | * |
| 3/5/06 | 43 | 5 | 38 | 57 | 37 | 19 | * |
| 1/26/06 | 40 | 5 | 35 | 60 | 37 | 23 | * |
| 12/18/05 | 45 | 5 | 39 | 55 | 38 | 17 | * |
| 11/2/05 | 35 | 3 | 32 | 65 | 36 | 29 | * |
| 9/11/05 | 40 | 3 | 37 | 59 | 37 | 22 | 1 |
| 6/5/05 | 44 | 3 | 40 | 56 | 38 | 19 | * |
| 4/24/05 | 37 | 2 | 35 | 63 | 44 | 20 | * |
| 9/26/04 RV | 46 | 3 | 43 | 53 | 38 | 15 | 1 |
| 8/29/04 RV | 45 | 3 | 41 | 55 | 37 | 18 | * |
| 7/25/04 | 46 | 4 | 42 | 53 | 39 | 14 | * |
| 6/20/04 | 45 | 4 | 41 | 55 | 38 | 17 | * |
| 4/18/04 | 43 | 4 | 39 | 57 | 39 | 18 | * |
| 3/7/04 | 39 | 2 | 37 | 60 | 38 | 22 | 1 |
| 1/18/04 | 42 | 3 | 39 | 58 | 42 | 16 | 0 |
| 12/21/03 | 42 | 4 | 39 | 57 | 41 | 16 | 1 |

| | | | | | | | |
|-------------|----|----|----|----|----|----|---|
| 10/29/03 | 33 | 1 | 32 | 67 | 45 | 23 | * |
| 9/13/03 | 30 | 2 | 27 | 70 | 45 | 25 | * |
| 8/11/03 | 32 | 2 | 30 | 68 | 43 | 25 | * |
| 4/30/03 | 35 | 1 | 34 | 64 | 46 | 19 | * |
| 2/9/03 | 28 | 1 | 27 | 72 | 49 | 23 | * |
| 1/20/03 | 25 | 1 | 25 | 74 | 48 | 26 | 1 |
| 12/15/02 | 35 | 1 | 33 | 65 | 44 | 21 | 1 |
| 11/4/02 LV | 28 | 1 | 27 | 72 | 55 | 17 | 1 |
| 11/3/02 LV | 27 | 1 | 26 | 72 | 56 | 17 | 1 |
| 11/2/02 LV | 29 | 1 | 28 | 71 | 54 | 17 | * |
| 9/26/02 | 31 | 2 | 28 | 69 | 50 | 19 | * |
| 7/15/02 | 39 | 3 | 36 | 61 | 44 | 17 | 1 |
| 2/21/02 | 30 | 1 | 29 | 69 | 51 | 18 | * |
| 1/27/02 | 31 | 1 | 29 | 69 | 50 | 19 | * |
| 9/20/01 | 38 | 3 | 35 | 60 | 47 | 14 | 2 |
| 9/9/01 | 33 | 1 | 32 | 66 | 47 | 19 | * |
| 7/30/01 | 50 | 3 | 46 | 50 | 39 | 12 | * |
| 4/22/01 | 50 | 3 | 47 | 50 | 40 | 9 | * |
| 1/15/01 | 70 | 10 | 59 | 29 | 24 | 6 | 1 |
| 10/27/00 LV | 86 | 24 | 61 | 14 | 11 | 3 | * |
| 10/26/00 LV | 86 | 24 | 61 | 14 | 11 | 3 | * |
| 6/11/00 | 74 | 17 | 57 | 26 | 19 | 6 | * |
| 2/27/00 | 80 | 25 | 55 | 20 | 14 | 5 | * |
| 10/31/99 | 74 | 18 | 56 | 26 | 18 | 7 | 1 |
| 9/2/99 | 76 | 19 | 57 | 23 | 16 | 6 | 1 |
| 3/14/99 | 80 | 22 | 58 | 19 | 15 | 4 | 1 |
| 11/1/98 | 73 | 12 | 61 | 26 | 21 | 5 | 1 |
| 11/1/98 LV | 78 | 13 | 65 | 22 | 19 | 3 | * |
| 10/13/97 | 61 | 12 | 49 | 39 | 27 | 11 | * |

13. Regardless of whether or not the recession is over, in terms of your own personal experience, do you feel the economy has or has not begun to recover?

| | Has | Has not | No opinion |
|------------|-----|---------|------------|
| 6/5/11 | 42 | 57 | 1 |
| 3/13/11 | 46 | 53 | 1 |
| 12/12/10 | 41 | 57 | 2 |
| 10/5/10* | 34 | 63 | 2 |
| 2/8/10 | 45 | 53 | 1 |
| 12/13/09** | 50 | 49 | 1 |
| 11/15/09 | 44 | 54 | 1 |

*ABC News / Yahoo! News poll

**Add "Regardless of whether or not the recession is over..."

14. (IF ECONOMY HAS BEGUN TO RECOVER) Do you think the economy's recovery so far has been a strong one or a weak one?

| | Strong | Weak | No opinion |
|----------|--------|------|------------|
| 6/5/11 | 17 | 81 | 2 |
| 2/8/10 | 25 | 75 | 1 |
| 12/13/09 | 24 | 73 | 3 |

13/14 NET:

| | - Recovery's begun- | | | | |
|----------|---------------------|--------|------|---------|------------|
| | NET | Strong | Weak | Has not | No opinion |
| 6/5/11 | 42 | 7 | 34 | 57 | 1 |
| 2/8/10 | 45 | 11 | 34 | 53 | 1 |
| 12/13/09 | 50 | 12 | 36 | 49 | 1 |

15-21 and 27-29 held for release, 22-26 previously released.

30. On another subject: Thinking about the next election in November 2012, right now, are you inclined to vote to re-elect your representative in Congress in the next election or are you inclined to look around for someone else to vote for?

| | | Re-elect | Look around | Depends (vol.) | No opinion |
|----------|-----|----------|-------------|-------------------|------------|
| 6/5/11 | All | 34 | 55 | 4 | 6 |
| 10/28/10 | All | 32 | 50 | 7 | 11 |
| 10/28/10 | RV | 35 | 52 | 7 | 6 |
| 10/28/10 | LV | 40 | 49 | 6 | 5 |
| 10/3/10 | All | 29 | 55 | 9 | 7 |
| 10/3/10 | RV | 31 | 55 | 8 | 6 |
| 9/2/10 | All | 31 | 58 | 5 | 6 |
| 9/2/10 | RV | 33 | 57 | 5 | 5 |
| 7/11/10 | All | 25 | 60 | 6 | 8 |
| 7/11/10 | RV | 26 | 62 | 6 | 6 |
| 6/6/10 | All | 29 | 60 | 5 | 6 |
| 6/6/10 | RV | 30 | 59 | 5 | 5 |
| 4/25/10 | RV | 32 | 57 | 7 | 4 |
| 2/8/10 | ALL | 36 | 56 | 4 | 4 |
| 2/8/10 | RV | 37 | 56 | 5 | 3 |
| 11/15/09 | All | 38 | 50 | 6 | 5 |
| 5/15/06 | All | 35 | 55 | 6 | 4 |
| 5/15/06 | RV | 37 | 54 | 6 | 3 |
| 6/5/05 | All | 40 | 50 | 8 | 3 |
| 2/21/02 | All | 40 | 48 | 7 | 6 |
| 2/21/02 | RV | 43 | 47 | 7 | 4 |
| 10/31/99 | RV | 43 | 47 | 9 | 2 |
| 9/28/98 | LV | 52 | 42 | NA | 6 |
| 7/12/98 | All | 42 | 44 | 5 | 10 |
| 7/12/98 | RV | 46 | 43 | 5 | 6 |
| 1/19/98 | All | 47 | 41 | 7 | 4 |
| 1/19/98 | RV | 49 | 41 | 7 | 3 |
| 8/27/97 | All | 34 | 52 | 9 | 5 |
| 11/6/94 | RV | 37 | 47 | 7 | 8 |
| 10/31/94 | RV | 37 | 56 | 2 | 5 |
| 10/23/94 | RV | 34 | 58 | 4 | 5 |
| 9/11/94 | RV | 39 | 52 | 4 | 5 |
| 6/26/94 | All | 35 | 54 | 6 | 5 |
| 6/26/94 | RV | 38 | 53 | 6 | 3 |
| 3/27/94 | All | 32 | 56 | 6 | 7 |
| 3/27/94 | RV | 34 | 55 | 6 | 5 |
| 1/23/94 | All | 32 | 46 | 10 | 12 |
| 1/23/94 | RV | 35 | 44 | 10 | 10 |
| 11/14/93 | All | 38 | 52 | 5 | 5 |
| 11/14/93 | RV | 40 | 51 | 5 | 4 |
| 8/21/92 | RV | 35 | 48 | 5 | 12 |
| 7/8/92 | All | 34 | 54 | 3 | 9 |
| 7/8/92 | RV | 36 | 54 | 3 | 6 |
| 6/7/92 | All | 36 | 53 | 4 | 7 |
| 6/7/92 | RV | 39 | 53 | 4 | 5 |
| 4/9/92 | All | 33 | 56 | 3 | 8 |
| 4/9/92 | RV | 35 | 56 | 3 | 7 |
| 3/18/92 | All | 35 | 56 | 3 | 5 |
| 3/18/92 | RV | 36 | 56 | 4 | 4 |
| 3/11/92 | All | 36 | 54 | 3 | 7 |
| 2/2/92 | All | 38 | 51 | 4 | 7 |
| 2/2/92 | RV | 41 | 49 | 4 | 5 |
| 10/21/91 | All | 31 | 55 | 7 | 6 |
| 10/21/91 | RV | 32 | 56 | 8 | 5 |

| | | | | | |
|----------|-----|----|----|----|---|
| 6/2/91 | All | 37 | 49 | 5 | 9 |
| 11/4/90 | LV | 41 | 50 | NA | 8 |
| 10/14/90 | All | 36 | 57 | NA | 7 |
| 5/21/90 | All | 43 | 50 | 3 | 3 |
| 5/23/89 | All | 45 | 44 | 4 | 6 |

31. How closely are you following the presidential race: very closely, somewhat closely, not too closely, or not closely at all?

| | | ---- Closely ----- | | | ---- Not closely ----- | | | No |
|----------|----|--------------------|------|-------|------------------------|---------|--------|---------|
| | | NET | Very | Smwt. | NET | Not too | At all | opinion |
| 6/5/11 | | 61 | 22 | 39 | 38 | 23 | 15 | * |
| 11/3/08 | RV | 91 | 64 | 28 | 8 | 5 | 4 | * |
| 11/2/08 | RV | 90 | 63 | 28 | 9 | 5 | 4 | * |
| 11/1/08 | RV | 90 | 61 | 29 | 10 | 6 | 4 | * |
| 10/31/08 | RV | 89 | 60 | 29 | 11 | 7 | 4 | * |
| 10/30/08 | RV | 89 | 59 | 29 | 11 | 7 | 4 | * |
| 10/29/08 | RV | 89 | 60 | 30 | 10 | 6 | 4 | * |
| 10/28/08 | RV | 90 | 59 | 31 | 10 | 6 | 4 | * |
| 10/27/08 | RV | 91 | 60 | 31 | 9 | 5 | 4 | * |
| 10/26/08 | RV | 90 | 60 | 30 | 9 | 5 | 4 | * |
| 10/25/08 | RV | 89 | 59 | 30 | 11 | 6 | 5 | * |
| 10/24/08 | RV | 89 | 60 | 28 | 11 | 6 | 5 | * |
| 10/23/08 | RV | 88 | 58 | 30 | 12 | 6 | 6 | * |
| 10/22/08 | RV | 89 | 57 | 32 | 11 | 6 | 5 | * |
| 10/21/08 | RV | 90 | 58 | 32 | 10 | 6 | 4 | * |
| 10/20/08 | RV | 90 | 57 | 34 | 10 | 6 | 4 | * |
| 10/19/08 | RV | 90 | 57 | 33 | 10 | 6 | 3 | * |
| 10/11/08 | RV | 92 | 59 | 33 | 8 | 4 | 4 | * |
| 9/29/08 | RV | 89 | 58 | 31 | 11 | 7 | 5 | * |
| 9/22/08 | RV | 91 | 55 | 36 | 9 | 5 | 4 | 0 |
| 9/7/08 | RV | 89 | 51 | 38 | 10 | 6 | 5 | * |
| 8/22/08 | RV | 84 | 42 | 42 | 16 | 11 | 5 | * |
| 7/13/08 | RV | 79 | 36 | 42 | 21 | 12 | 9 | 1 |
| 6/15/08 | | 75 | 34 | 41 | 25 | 12 | 13 | * |
| 5/11/08 | | 83 | 39 | 44 | 17 | 13 | 5 | 0 |
| 4/13/08 | | 84 | 37 | 47 | 16 | 11 | 5 | * |
| 3/2/08 | | 84 | 42 | 42 | 15 | 11 | 4 | * |
| 2/1/08 | | 81 | 35 | 46 | 19 | 12 | 7 | * |
| 1/12/08 | | 79 | 32 | 47 | 21 | 15 | 6 | * |
| 12/9/07 | | 72 | 21 | 51 | 28 | 19 | 8 | * |
| 11/1/07 | | 67 | 21 | 46 | 33 | 22 | 12 | 0 |
| 9/30/07 | | 69 | 21 | 48 | 30 | 21 | 10 | * |
| 7/21/07 | | 70 | 22 | 48 | 30 | 20 | 10 | * |
| 6/1/07 | | 66 | 18 | 48 | 34 | 22 | 13 | * |
| 4/15/07 | | 66 | 20 | 45 | 34 | 20 | 14 | * |
| 2/25/07 | | 65 | 20 | 44 | 35 | 25 | 10 | * |

Call for full trend.

32. As you may know, Obama has announced that he is running for re-election in 2012. Would you say you will definitely vote for him, you'll consider voting for him, or you definitely will not vote for him?

| | Definitely will | Will consider | Definitely will not | No opinion |
|------------|-----------------|---------------|---------------------|------------|
| 6/5/11 | 24 | 29 | 45 | 1 |
| 4/17/11 | 28 | 25 | 45 | 2 |
| 12/12/10* | 26 | 30 | 43 | 2 |
| 11/23/09** | 24 | 31 | 41 | 4 |

*"If Obama runs...would you..."

**"Thinking ahead to 2012, at this point would you..."

33. If Sarah Palin runs for president in 2012, would you definitely vote for her, would you consider voting for her, or would you definitely not vote for her?

| | Definitely would | Would consider | Definitely would not | No opinion |
|----------|---------------------|-------------------|-------------------------|---------------|
| 6/5/11 | 7 | 28 | 64 | 1 |
| 12/12/10 | 8 | 31 | 59 | 2 |
| 11/15/09 | 9 | 37 | 53 | 1 |

Among leaned Republicans:

| | | | | |
|----------|----|----|----|---|
| 6/5/11 | 12 | 46 | 41 | 1 |
| 12/12/10 | 13 | 49 | 36 | 2 |
| 11/15/09 | 18 | 55 | 26 | 1 |

34. (ASKED OF LEANED REPUBLICANS) Overall, how satisfied or dissatisfied are you with the choice of candidates for the Republican nomination for President next year - are you very satisfied, somewhat satisfied, somewhat dissatisfied or very dissatisfied?

| | ---- Satisfied ----- | | | --- Dissatisfied ---- | | | No opinion |
|---------|----------------------|------|----------|-----------------------|----------|------|---------------|
| | NET | Very | Somewhat | NET | Somewhat | Very | |
| 6/5/11 | 47 | 7 | 40 | 46 | 38 | 9 | 7 |
| 4/17/11 | 43 | 5 | 38 | 40 | 30 | 10 | 17 |
| 11/1/07 | 69 | 16 | 54 | 28 | 22 | 7 | 2 |
| 9/7/07 | 68 | 19 | 49 | 26 | 21 | 6 | 5 |
| 7/21/07 | 65 | 13 | 53 | 32 | 26 | 6 | 3 |
| 6/1/07 | 68 | 11 | 56 | 28 | 22 | 6 | 4 |
| 4/15/07 | 65 | 16 | 49 | 31 | 27 | 5 | 3 |
| 2/25/07 | 73 | 14 | 58 | 24 | 20 | 5 | 3 |

35. (ASKED OF LEANED REPUBLICANS) I'm going to name some people who are running or might run for the Republican nomination for president. For each, please tell me if you would strongly consider voting for that person in the Republican primary or caucus in your state, consider them but not strongly, or if you would definitely NOT vote for them for the Republican nomination for president. If you don't know enough about them to say, just tell me that. The first is [ITEM]. How about [NEXT ITEM].

6/5/11 - Summary Table

| | Strongly consider | Consider but not strongly | Definitely not | No opinion |
|---------------------|----------------------|------------------------------|-------------------|---------------|
| a. Newt Gingrich | 14 | 38 | 34 | 15 |
| b. Tim Pawlenty | 12 | 22 | 20 | 45 |
| c. Mitt Romney | 24 | 46 | 18 | 13 |
| d. Sarah Palin | 24 | 37 | 38 | 1 |
| e. Herman Cain | 12 | 19 | 19 | 50 |
| f. Ron Paul | 14 | 29 | 36 | 21 |
| g. Michele Bachmann | 15 | 28 | 23 | 35 |
| h. Jon Huntsman | 5 | 17 | 19 | 60 |
| i. Gary Johnson | 1 | 10 | 20 | 69 |
| j. Rick Santorum | 4 | 24 | 23 | 48 |
| k. Rudy Giuliani | 21 | 40 | 27 | 12 |
| l. Rick Perry | 9 | 21 | 19 | 51 |

36. (ASKED OF LEANED REPUBLICANS) If the 2012 Republican presidential primary or caucus in your state were being held today, for whom would you vote? (OPEN END; SINGLE RESPONSE) Which candidate would you lean toward?

NET LEANED VOTE PREFERENCE

| | 6/5/11 | 4/17/11 |
|---------------------|--------|---------|
| Michele Bachmann | 3 | 1 |
| Haley Barbour | 0 | 1 |
| Herman Cain | 4 | NA |
| Chris Christie | 1 | 1 |
| Mitch Daniels | 1 | 1 |
| Jim DeMint | 0 | * |
| Newt Gingrich | 6 | 2 |
| Rudy Giuliani | 8 | NA |
| Mike Huckabee | 1 | 6 |
| Jon Huntsman | 1 | * |
| Gary Johnson | 0 | NA |
| Sarah Palin | 17 | 5 |
| George Pataki | 0 | NA |
| Ron Paul | 6 | 2 |
| Tim Pawlenty | 4 | 1 |
| Mike Pence | 0 | 1 |
| Rick Perry | 3 | 0 |
| Mitt Romney | 21 | 16 |
| Rick Santorum | 1 | * |
| John Thune | 0 | 0 |
| Donald Trump | * | 8 |
| Other | 3 | 5 |
| No one/None of them | 5 | 12 |
| Anyone/Any of them | * | 4 |
| Would not vote | - | - |
| No opinion | 14 | 33 |

37. (IF NAMED A CANDIDATE) Who would your second choice be? (OPEN END; SINGLE RESPONSE)

| | 6/5/11 |
|---------------------|--------|
| Michele Bachmann | 6 |
| Haley Barbour | 0 |
| Herman Cain | 5 |
| Chris Christie | 1 |
| Mitch Daniels | 0 |
| Jim DeMint | 0 |
| Newt Gingrich | 9 |
| Rudy Giuliani | 10 |
| Mike Huckabee | 0 |
| Jon Huntsman | 2 |
| Gary Johnson | 1 |
| Sarah Palin | 13 |
| George Pataki | 0 |
| Ron Paul | 7 |
| Tim Pawlenty | 5 |
| Mike Pence | 0 |
| Rick Perry | 2 |
| Mitt Romney | 17 |
| Rick Santorum | 1 |
| John Thune | 0 |
| Donald Trump | 1 |
| Other | 2 |
| No one/None of them | 6 |
| Anyone/Any of them | 1 |

Would not vote -
 No opinion 3

First Choice/Second Choice NET.

6/5/11

| | |
|---------------------|----|
| Michele Bachmann | 8 |
| Haley Barbour | 0 |
| Herman Cain | 8 |
| Chris Christie | 2 |
| Mitch Daniels | 1 |
| Jim DeMint | 0 |
| Newt Gingrich | 13 |
| Rudy Giuliani | 16 |
| Mike Huckabee | 1 |
| Jon Huntsman | 2 |
| Gary Johnson | 1 |
| Sarah Palin | 28 |
| George Pataki | 0 |
| Ron Paul | 12 |
| Tim Pawlenty | 8 |
| Mike Pence | 0 |
| Rick Perry | 5 |
| Mitt Romney | 34 |
| Rick Santorum | 2 |
| John Thune | 0 |
| Donald Trump | 1 |
| Other | 5 |
| No one/None of them | 9 |
| Anyone/Any of them | 1 |
| Would not vote | - |
| No opinion | 24 |

38. Regardless of whether or not you'd vote for her, do you think Palin is or is not qualified to serve as president?

| | Is qualified | Is not qualified | No opinion |
|-------------|--------------|------------------|------------|
| 6/5/11 | 33 | 63 | 4 |
| 10/28/10 RV | 27 | 67 | 6 |
| 10/28/10 LV | 28 | 67 | 5 |
| 2/8/10 | 26 | 71 | 4 |
| 11/15/09 | 38 | 60 | 3 |

39 held for release.

40. (ASKED OF LEANED REPUBLICANS) Given what you know about it, do your support or oppose the health care reform plan that Mitt Romney put into place in Massachusetts when he was governor there? Do you support/oppose it strongly or somewhat?

| | Support | | | Oppose | | | No opinion |
|--------|---------|----------|----------|--------|----------|----------|------------|
| | NET | Strongly | Somewhat | NET | Somewhat | Strongly | |
| 6/5/11 | 21 | 3 | 18 | 41 | 16 | 25 | 37 |

41-42 held for release.

43. If the 2012 presidential election were being held today and the candidates were (Barack Obama, the Democrat) and (ITEM, the Republican), for whom would you vote? Would you lean toward (Obama) or toward (ITEM)? (ORDER SCRAMBLED)

NET LEANED VOTE PREFERENCE

6/5/11 - Summary Table

| | Obama | Rep. | Other (vol.) | Neither (vol.) | Would not vote (vol.) | No opinion |
|---------------------|-------|------|--------------|----------------|-----------------------|------------|
| a. Sarah Palin | 56 | 39 | * | 3 | 1 | 1 |
| b. Newt Gingrich | 52 | 42 | 1 | 3 | 1 | 1 |
| c. Mitt Romney | 47 | 47 | * | 2 | 1 | 2 |
| d. Tim Pawlenty | 51 | 40 | 1 | 2 | 2 | 4 |
| e. Michele Bachmann | 52 | 39 | * | 3 | 2 | 4 |
| f. Jon Huntsman | 50 | 40 | * | 3 | 2 | 5 |

NET LEANED VOTE PREFERENCE AMONG REGISTERED VOTERS

6/5/11 - Summary Table

| | Obama | Rep. | Other (vol.) | Neither (vol.) | Would not vote (vol.) | No opinion |
|---------------------|-------|------|--------------|----------------|-----------------------|------------|
| a. Sarah Palin | 55 | 40 | * | 3 | 1 | 1 |
| b. Newt Gingrich | 50 | 44 | 1 | 2 | 1 | 2 |
| c. Mitt Romney | 46 | 49 | * | 2 | 1 | 2 |
| d. Tim Pawlenty | 50 | 41 | 1 | 2 | 1 | 4 |
| e. Michele Bachmann | 51 | 40 | * | 3 | 1 | 4 |
| f. Jon Huntsman | 50 | 40 | 1 | 2 | 1 | 6 |

Trend where available:

a. Sarah Palin

| | Obama | Palin | Other (vol.) | Neither (vol.) | Would not vote (vol.) | No opinion |
|----------|-------|-------|--------------|----------------|-----------------------|------------|
| 6/5/11 | 56 | 39 | * | 3 | 1 | 1 |
| 4/17/11 | 55 | 38 | 1 | 3 | 2 | 1 |
| 12/12/10 | 54 | 39 | 1 | 3 | 3 | 1 |

b. Newt Gingrich

| | Obama | Gingrich | Other (vol.) | Neither (vol.) | Would not vote (vol.) | No opinion |
|---------|-------|----------|--------------|----------------|-----------------------|------------|
| 6/5/11 | 52 | 42 | 1 | 3 | 1 | 1 |
| 4/17/11 | 54 | 39 | * | 3 | 2 | 1 |

c. Mitt Romney

| | Obama | Romney | Other (vol.) | Neither (vol.) | Would not vote (vol.) | No opinion |
|---------|-------|--------|--------------|----------------|-----------------------|------------|
| 6/5/11 | 47 | 47 | * | 2 | 1 | 2 |
| 4/17/11 | 49 | 45 | * | 3 | 1 | 2 |

d. Tim Pawlenty

| | Obama | Pawlenty | Other (vol.) | Neither (vol.) | Would not vote (vol.) | No opinion |
|---------|-------|----------|--------------|----------------|-----------------------|------------|
| 6/5/11 | 51 | 40 | 1 | 2 | 2 | 4 |
| 4/17/11 | 53 | 38 | * | 4 | 1 | 3 |

e. Michele Bachmann

| | Obama | Bachmann | Other (vol.) | Neither (vol.) | Would not vote (vol.) | No opinion |
|---------|-------|----------|-----------------|-------------------|--------------------------|---------------|
| 6/5/11 | 52 | 39 | * | 3 | 2 | 4 |
| 4/17/11 | 51 | 39 | * | 4 | 2 | 3 |

f. No trend.

45. On another subject: What is your view of the Tea Party political movement - would you say you support it strongly, support it somewhat, oppose it somewhat or oppose it strongly?

| | ----- Support ----- | | | ----- Oppose ----- | | | No opinion |
|---------|---------------------|----------|----------|--------------------|----------|----------|---------------|
| | NET | Strongly | Somewhat | NET | Somewhat | Strongly | |
| 6/5/11 | 46 | 13 | 33 | 44 | 21 | 24 | 10 |
| 4/17/11 | 42 | 16 | 26 | 49 | 21 | 27 | 10 |

END