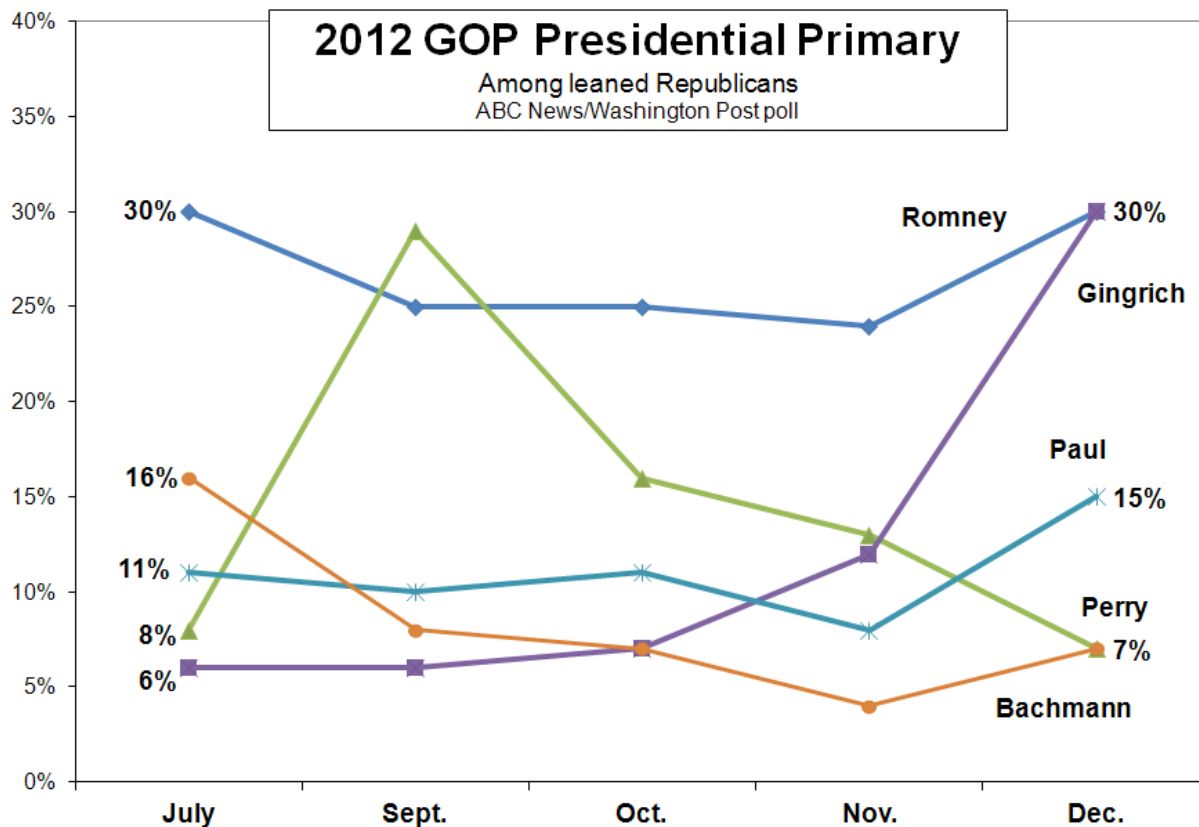


Gingrich, Romney Go to a Tie; More See Obama as Competitive

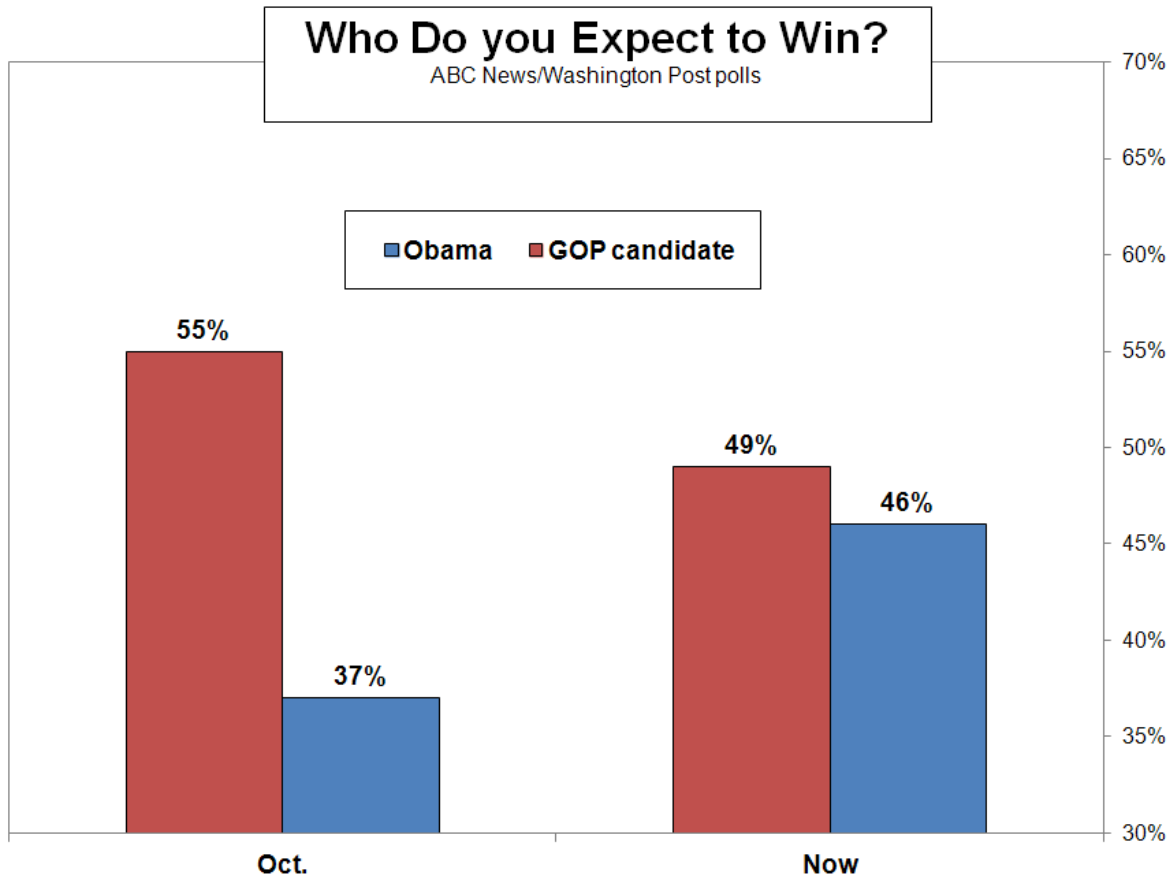
Newt Gingrich has relinquished sole frontrunner status almost as quickly as he gained it, landing at a dead heat vs. Mitt Romney in the latest ABC News/Washington Post poll. And as the GOP hopefuls battle, ratings of Barack Obama's prospects have warmed.

Americans now divide about evenly on whom they expect to win the 2012 presidential election: Forty-nine percent plump for the eventual Republican nominee, 46 percent for Obama. While still a weak showing given the usual advantages of incumbency, that's a marked improvement for Obama from October, when 55 percent picked him to lose.



In general election matchups, this poll, produced for ABC by [Langer Research Associates](#), finds that Obama holds significant leads over Gingrich and Ron Paul alike; matched against Romney, though, it's a dead heat, 47-47 percent, among registered voters. If Paul's added to the race as an independent (he's not saying), Obama moves ahead of Romney.

Much can change, of course, with the election still more than 10 months away. But as reported separately, Obama's advance to a 49 percent job approval rating may put him back in the game.



GOP – More immediate is the GOP race, whose tumult continues unabated. Gingrich, the latest non-Romney to rush ahead, has 30 percent support for the nomination among Republicans and Republican-leaning independents. Romney has an identical 30 percent, matching his July high in ABC/Post polls this cycle. Ron Paul has 15 percent, with all others in the single digits.

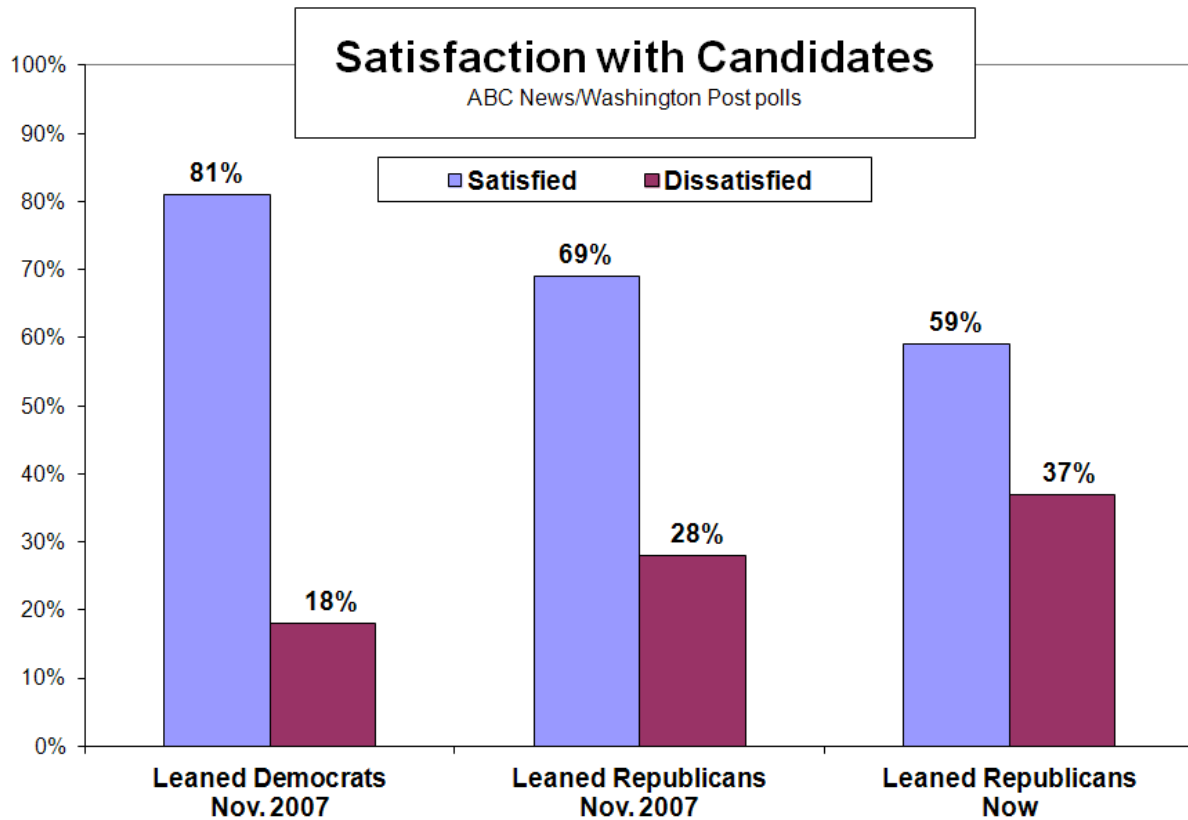
Gingrich is up from 12 percent in an ABC/Post poll in early November, but he'd done better earlier this month, leading in some national polls as well as in an ABC/Post poll in Iowa, with its Jan. 3 caucuses. His rise followed earlier, unsustained moves for Michele Bachmann, Rick Perry and Herman Cain, as strongly conservative Republicans sought an alternative to Romney.

Indeed Gingrich leads Romney by a 14-point margin, 36 percent to 22 percent, among very conservatives. It's a serious challenge for Romney; while very conservatives make up just more than a quarter of all leaned Republicans nationally, they're a motivated group who may constitute a greater share of the turnout at caucuses and primaries alike.

SATISFIED? – Romney takes strength from the perception he's best able to beat Obama. Gingrich comes back on experience, and, perhaps surprisingly, with a broad advantage over Romney as better fit to command the armed forces. (Neither has military service.)

Gingrich, though, is not well-ranked on honesty and trustworthiness, and both Romney and Gingrich suffer from tepid ratings for saying what they really believe; just 51 and 52 percent, respectively, say this describes them. Bragging rights on that attribute belong to Paul – 65 percent feel they can rely on him to say what he really thinks.

Those soft ratings on forthrightness for the two leading candidates may be dampening overall satisfaction with the field. A less-than-ideal 59 percent of leaned Republicans say they're satisfied with the GOP candidates, and a mere 11 percent are "very" satisfied. In late 2007, by contrast, 69 percent of leaned Republicans were satisfied with their choices – as were, on the other side, 81 percent of leaned Democrats, whose candidate ultimately won.



Notably, a broad 64 percent of potential Republican voters say there's still a chance they could change their minds about which candidate to support – leaving vast room for further movement as the GOP race continues to unfold. And a Romney-Gingrich duel, if that's how it develops, could be a long one. Asked which of these two comes closest to them on the issues, leaned Republicans divide almost exactly evenly, 46-45 percent.

That said, either Romney or Gingrich may suffice in the end: each is the leading second choice among those who have a different first choice.

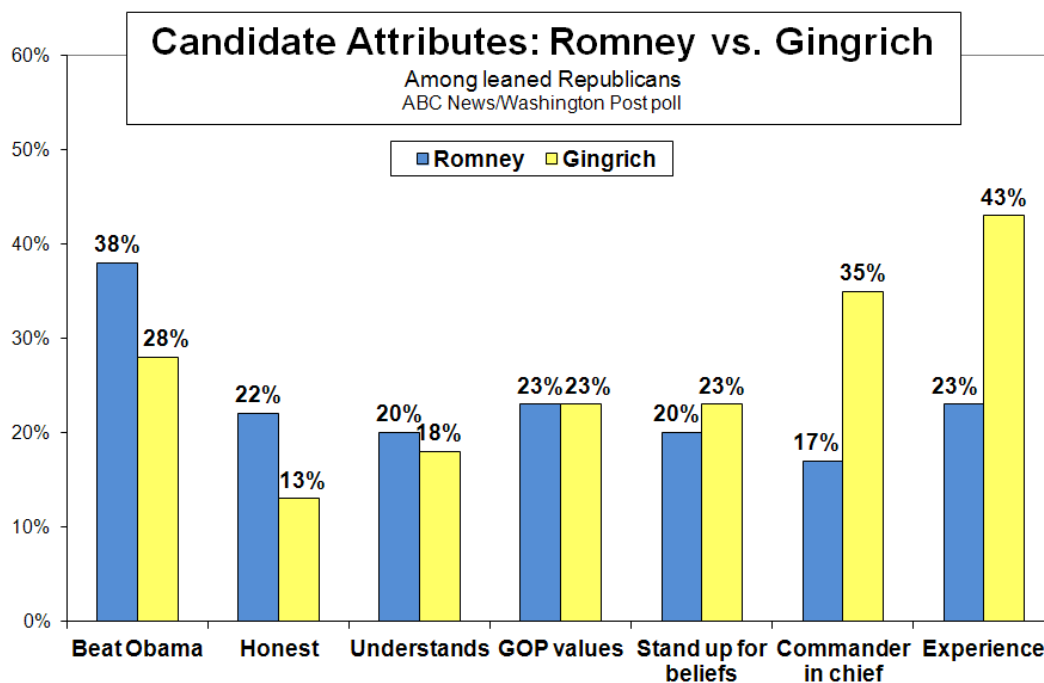
STRENGTHS and WEAKNESSES – Strong conservatives have an objection to Romney that’s policy-based, and as such may prove hard for him to move. Among all Republicans and Republican-leaning independents, 36 percent see Romney’s record on health care when he was governor of Massachusetts as a major reason to oppose him for the nomination. That’s trouble enough – but among very conservatives, it jumps to 55 percent.

Gingrich has his own vulnerability: Republicans by an 11-point margin, 44-33 percent, have an unfavorable impression of his work as a political consultant after leaving elective office, with nearly a quarter undecided. Romney, by contrast, gets a favorable rating for his experience as a corporate buyout specialist, a point on which Gingrich has criticized him.

Romney and Gingrich alike clear other hurdles. Neither Romney’s Mormon faith, nor Gingrich’s three marriages, appear to be significant negatives to most potential GOP voters. Majorities believe both candidates have the personality and temperament to serve effectively as president (67 and 61 percent, respectively) and think they’d pursue policies most Americans would find acceptable (71 percent for Romney, 66 percent for Gingrich).

Paul falters badly on both those scores – just 37 percent in his own party think he’s got the temperament and character to serve effectively, and just 42 percent think his policies would prove acceptable to most of the public. As in Iowa, Paul also loses support for his isolationist views; 45 percent see his opposition to U.S. military intervention as a major negative.

ISSUES and ATTRIBUTES – Ranking across all the candidates, 43 percent of leaned Republicans pick Gingrich as having the best experience to be president, his best-rated personal attribute, with a 20-point advantage over Romney. More generally, 73 percent favorably rate Gingrich’s work as House speaker from 1995 to 1999.



Gingrich, as noted, also scores as best suited to serve as commander-in-chief of the military, selected by 35 percent, vs. 17 percent for Romney. On the other hand 38 percent see Romney as best able to beat Obama; 28 percent pick Gingrich on this attribute.

Ratings on other attributes are more evenly spaced among the candidates. Romney and Gingrich are even on who best represents core Republican values, and essentially so on understanding “the problems of people like you.” While 22 percent pick Romney as the most honest and trustworthy, that slides to 13 percent for Gingrich. Even among his own supporters, just 37 percent see Gingrich as the most honest and trustworthy of the Republican candidates.

Differentiation on handling specific issues is not substantial. Romney’s got a 6-point advantage over Gingrich in being seen as best able to handle the economy, the critical issue to most potential voters; that occurs entirely among independents who lean toward the Republican Party. The two run essentially evenly on the deficit, immigration and health care.

In one final issue, Romney leads Gingrich, 26 percent to 15 percent, in trust to handle “social issues such as abortion and gay marriage.” And on this, Romney outpoints Gingrich even among very conservatives, 23 percent vs. 12 percent – suggesting that Gingrich’s home in the hearts of strongly conservative leaned Republicans is far from a settled deal.

METHODOLOGY – This ABC News/Washington Post poll was conducted by telephone Dec. 15-18, 2011, among a random national sample of 1,005 adults, including landline and cell-phone-only respondents, and 395 leaned Republicans. Results have a margin of [sampling error](#) of 3.5 points for the full sample and 6 points for leaned Republicans. The survey was produced for ABC News by [Langer Research Associates](#) of New York, N.Y., with sampling, data collection and tabulation by Abt-SRBI of New York, N.Y.

Analysis by Gary Langer.

ABC News polls can be found at ABCNEWS.com at <http://abcnews.com/pollingunit>.

Media contacts: [David Ford](#), (212) 456-7243, and [Julie Townsend](#), (212) 456-4934.

Full results follow.

*= less than 0.5 percent

1-5 previously released.

6. On another subject, how closely are you following the 2012 presidential race: very closely, somewhat closely, not too closely, or not closely at all?

	---- Closely -----			---- Not closely -----			No opinion
	NET	Very	Smwt.	NET	Not too	At all	
12/18/11	69	26	43	31	18	13	*
11/3/11	65	24	41	34	17	17	*
10/2/11	64	24	40	36	23	13	0
9/1/11	66	25	40	34	20	14	*
7/17/11	61	18	43	39	23	15	*

6/5/11		61	22	39	38	23	15	*
11/3/08	RV	91	64	28	8	5	4	*
11/2/08	RV	90	63	28	9	5	4	*
11/1/08	RV	90	61	29	10	6	4	*
10/31/08	RV	89	60	29	11	7	4	*
10/30/08	RV	89	59	29	11	7	4	*
10/29/08	RV	89	60	30	10	6	4	*
10/28/08	RV	90	59	31	10	6	4	*
10/27/08	RV	91	60	31	9	5	4	*
10/26/08	RV	90	60	30	9	5	4	*
10/25/08	RV	89	59	30	11	6	5	*
10/24/08	RV	89	60	28	11	6	5	*
10/23/08	RV	88	58	30	12	6	6	*
10/22/08	RV	89	57	32	11	6	5	*
10/21/08	RV	90	58	32	10	6	4	*
10/20/08	RV	90	57	34	10	6	4	*
10/19/08	RV	90	57	33	10	6	3	*
10/11/08	RV	92	59	33	8	4	4	*
9/29/08	RV	89	58	31	11	7	5	*
9/22/08	RV	91	55	36	9	5	4	0
9/7/08	RV	89	51	38	10	6	5	*
8/22/08	RV	84	42	42	16	11	5	*
7/13/08	RV	79	36	42	21	12	9	1
6/15/08		75	34	41	25	12	13	*
5/11/08		83	39	44	17	13	5	0
4/13/08		84	37	47	16	11	5	*
3/2/08		84	42	42	15	11	4	*
2/1/08		81	35	46	19	12	7	*
1/12/08		79	32	47	21	15	6	*
12/9/07		72	21	51	28	19	8	*
11/1/07		67	21	46	33	22	12	0
9/30/07		69	21	48	30	21	10	*
7/21/07		70	22	48	30	20	10	*
6/1/07		66	18	48	34	22	13	*
4/15/07		66	20	45	34	20	14	*
2/25/07		65	20	44	35	25	10	*

Call for full trend.

7. (ASKED OF LEANED REPUBLICANS) Overall, how satisfied or dissatisfied are you with the choice of candidates for the Republican nomination for president next year - are you very satisfied, somewhat satisfied, somewhat dissatisfied or very dissatisfied?

	----- Satisfied -----			--- Dissatisfied ---			No
	NET	Very	Somewhat	NET	Somewhat	Very	opinion
12/18/11	59	11	48	37	27	10	4
11/3/11	59	9	50	36	27	9	5
10/2/11	62	9	54	32	25	7	6
9/1/11	65	15	51	29	21	8	6
7/17/11	54	8	46	38	29	10	8
6/5/11	47	7	40	46	38	9	7
4/17/11	43	5	38	40	30	10	17
11/1/07	69	16	54	28	22	7	2
9/7/07	68	19	49	26	21	6	5
7/21/07	65	13	53	32	26	6	3
6/1/07	68	11	56	28	22	6	4
4/15/07	65	16	49	31	27	5	3
2/25/07	73	14	58	24	20	5	3

8. (ASKED OF LEANED REPUBLICANS) I'd like you to rate the chances that you will vote in the 2012 Republican presidential primary or caucus in your state. Are you

absolutely certain to vote, will you probably vote, are the chances 50-50, or less than that?

	Cert.	Prob.	50-50	Less than 50-50	Will not vote (vol.)	No primary/caucus (vol.)	Already voted (vol.)	No op.
12/18/11	71	14	8	6	1	*	NA	*
2/1/08	68	10	9	8	4	*	1	0
1/12/08	69	12	12	4	3	*	*	0
12/9/07	74	11	9	3	2	*	NA	*
11/1/07	68	12	11	6	3	0	NA	0

9. (ASKED OF LEANED REPUBLICANS) If the 2012 Republican presidential primary or caucus in your state was being held today, and the candidates were (Michele Bachmann), (Newt Gingrich), (Jon Huntsman), (Ron Paul), (Rick Perry), (Mitt Romney), (Rick Santorum). For whom would you vote? Which candidate would you lean toward?

12/18/11 - NET LEANED VOTE PREFERENCE

	----- Among gen pop -----					----- Among RVs -----				
	12/18	11/3	10/2	9/1	7/17	12/18	11/3	10/2	9/1	7/17
Michele Bachmann	7	4	7	8	16	7	4	7	9	17
Herman Cain	NA	23	16	4	7	NA	23	17	5	7
Newt Gingrich	30	12	7	6	6	30	12	9	5	6
Jon Huntsman	3	1	1	1	3	2	1	1	1	3
Ron Paul	15	8	11	10	11	15	9	9	10	10
Tim Pawlenty	NA	NA	NA	NA	3	NA	NA	NA	NA	3
Rick Perry	7	13	16	29	8	6	14	17	30	8
Mitt Romney	30	24	25	25	30	30	25	25	25	30
Rick Santorum	3	1	2	3	3	4	1	2	3	3
Other (vol.)	*	*	2	2	1	*	0	2	2	1
None of them (vol.)	1	2	5	5	2	1	2	4	4	2
Would not vote (vol.)	*	3	1	2	1	1	1	1	1	*
No opinion	4	9	7	5	8	4	8	7	5	9

10. (ASKED IF REPUBLICAN CANDIDATE) Will you definitely vote for (NAMED CANDIDATE), or is there a chance you could change your mind and vote for someone else? (IF CHANCE CHANGE MIND) Is there a GOOD CHANCE you'll change your mind, or would you say it's PRETTY UNLIKELY?

	Definitely vote	- Chance change mind- NET	Good	Unlikely	No opinion
All candidates:					
12/18/11	32	64	36	28	4
11/3/11	27	69	45	24	4
Mitt Romney:					
12/18/11	36	63	37	25	1
11/3/11	28	71	33	39	1
Newt Gingrich:					
12/18/11	29	67	33	34	4

11. (ASKED IF REPUBLICAN CANDIDATE) Who would your second choice be? Which candidate are you leaning toward as your second choice?

12/18/11 - NET LEANED SECOND VOTE PREFERENCE

-- Among gen pop --		--- Among RVs ----	
12/18/11	11/3/11	12/18/11	11/3/11

Michele Bachmann	11	9	10	9
Herman Cain	NA	17	NA	17
Newt Gingrich	20	13	21	14
Jon Huntsman	4	5	3	5
Ron Paul	12	9	13	9
Rick Perry	11	13	10	11
Mitt Romney	21	19	22	21
Rick Santorum	7	2	7	3
Other (vol.)	2	1	2	1
No one/None of them (vol.)	5	4	6	4
Would not vote (vol.)	1	*	1	1
No opinion	7	6	5	5

12. (ASKED OF LEANED REPUBLICANS) Just your best guess, who do you think will win the Republican nomination for president?

	12/18/11
Michele Bachmann	5
Newt Gingrich	35
Jon Huntsman	2
Ron Paul	6
Rick Perry	3
Mitt Romney	40
Rick Santorum	0
Other (vol.)	*
No opinion	8

13. (ASKED OF LEANED REPUBLICANS) Regardless of who you may support, which of the Republican candidates do you think [ITEM]? (IF NEEDED) I can repeat the list. Is it (Michele Bachmann), (Newt Gingrich), (Jon Huntsman), (Ron Paul), (Rick Perry), (Mitt Romney), or (Rick Santorum)?

Full item wording:

- Best understands the problems of people like you
- Best reflects the core values of the Republican Party
- Is the most honest and trustworthy
- Has the best chance to defeat Barack Obama in the general election
- Has the best experience to be president
- Is the most likely to stand up for what he or she believes in
- Is better qualified to be commander in chief of the U.S. military

12/18/11 - Summary Table

	Under-stands	Values	Honest	Defeat	Exper-ience	Believes	Commander in chief
Michele Bachmann	14	13	15	3	4	17	3
Jon Huntsman	5	3	5	3	3	3	4
Newt Gingrich	18	23	13	28	43	23	35
Ron Paul	13	10	14	9	8	16	7
Rick Perry	7	7	6	3	5	6	8
Mitt Romney	20	23	22	38	23	20	17
Rick Santorum	4	5	7	0	1	4	2
Other (vol.)	*	0	0	*	0	*	0
All of them (vol.)	1	1	1	3	0	2	*
Any 2 or more equally (vol.)	1	1	1	2	1	2	1
No one/None of them (vol.)	10	4	12	4	4	1	6
No opinion	6	11	5	8	7	6	17

Trend where available:

- Best understands the problems of people like you

	12/18/11	11/3/11	9/1/11	7/17/11
Michele Bachmann	14	6	9	11
Herman Cain	NA	21	3	5
Jon Huntsman	5	1	1	2
Newt Gingrich	18	11	6	4
Sarah Palin	NA	NA	19	23
Ron Paul	13	7	8	9
Tim Pawlenty	NA	NA	NA	1
Rick Perry	7	11	17	5
Mitt Romney	20	17	13	18
Rick Santorum	4	1	2	3
Other (vol.)	*	0	1	1
All of them (vol.)	1	1	1	1
Any 2 or more equally (vol.)	1	2	3	1
No one/None of them (vol.)	10	6	8	4
No opinion	6	16	10	12

b. Best reflects the core values of the Republican Party

	12/18/11	11/3/11	9/1/11	7/17/11
Michele Bachmann	13	5	10	11
Herman Cain	NA	13	3	4
Newt Gingrich	23	19	6	9
Jon Huntsman	3	1	1	1
Sarah Palin	NA	NA	12	20
Ron Paul	10	4	6	8
Tim Pawlenty	NA	NA	NA	1
Rick Perry	7	10	19	7
Mitt Romney	23	20	18	19
Rick Santorum	5	3	4	3
Other (vol.)	0	0	*	1
All of them (vol.)	1	1	1	*
Any 2 or more equally (vol.)	1	2	5	1
No one/None of them (vol.)	4	2	2	1
No opinion	11	20	14	14

c. Is the most honest and trustworthy

	12/18/11	11/3/11
Michele Bachmann	15	6
Herman Cain	NA	22
Newt Gingrich	13	8
Jon Huntsman	5	2
Ron Paul	14	8
Rick Perry	6	7
Mitt Romney	22	17
Rick Santorum	7	2
Other (vol.)	0	0
All of them (vol.)	1	1
Any 2 or more equally (vol.)	1	2
No one/None of them (vol.)	12	7
No opinion	5	17

d. Has the best chance to defeat Barack Obama in the general election

	12/18/11	11/3/11	9/1/11	7/17/11
Michele Bachmann	3	1	4	7
Herman Cain	NA	21	1	2
Newt Gingrich	28	5	5	6
Jon Huntsman	3	*	1	2
Sarah Palin	NA	NA	8	14
Ron Paul	9	3	4	3

Tim Pawlenty	NA	NA	NA	2
Rick Perry	3	11	30	6
Mitt Romney	38	33	20	32
Rick Santorum	0	0	1	1
Other (vol.)	*	0	1	1
All of them (vol.)	3	6	4	7
Any 2 or more equally (vol.)	2	2	5	2
None of them (vol.)	4	3	4	4
No opinion	8	13	10	11

e. Has the best experience to be president

	12/18/11	7/17/11
Michele Bachmann	4	7
Herman Cain	NA	3
Newt Gingrich	43	16
Jon Huntsman	3	2
Ron Paul	8	6
Rick Perry	5	8
Mitt Romney	23	27
Rick Santorum	1	2
Sarah Palin	NA	11
Tim Pawlenty	NA	1
Other (vol.)	0	1
All of them (vol.)	0	2
Any 2 or more equally (vol.)	1	1
No one/None of them (vol.)	4	4
No opinion	7	11

f-g. No trend.

14. (ASKED OF LEANED REPUBLICANS) Regardless of who you may support, which of the Republican candidates do you trust most to handle (ITEM)?

Full item wording:

- a. The economy
- b. Healthcare
- c. Immigration issues
- d. Social issues, such as abortion and gay marriage
- e. The federal budget deficit

12/18/11 - Summary Table

	Economy	Healthcare	Immigration	Social issues	Deficit
Michele Bachmann	7	11	11	13	9
Newt Gingrich	25	23	19	15	25
Jon Huntsman	3	4	3	3	2
Ron Paul	13	14	11	12	15
Rick Perry	7	6	15	7	6
Mitt Romney	31	25	20	26	25
Rick Santorum	1	3	4	4	2
Other (vol.)	*	*	*	0	0
All of them (vol.)	*	*	0	*	*
Any 2 or more equally (vol.)	*	1	*	*	*
No one/None of them (vol.)	6	5	6	6	8
No opinion	7	9	12	12	9

Trend where available:

Compare to: "which of the Republican candidates do you think would do the best job handling the economy"

	12/18/11	11/3/11	9/1/11
Michele Bachmann	7	4	5
Herman Cain	NA	19	4
Newt Gingrich	25	13	7
Jon Huntsman	3	2	*
Sarah Palin	NA	NA	11
Ron Paul	13	7	8
Rick Perry	7	10	22
Mitt Romney	31	22	22
Rick Santorum	1	1	2
Other (vol.)	*	0	2
All of them (vol.)	*	1	0
Any 2 or more equally (vol.)	*	2	2
No one/None of them (vol.)	6	2	4
No opinion	7	17	12

15. (ASKED OF LEANED REPUBLICANS) Again, regardless of who you may support, do you think (ITEM) has the kind of personality and temperament it takes to serve effectively as president, or not?

12/18/11 - Summary Table

	Yes	No	No opinion
a. Newt Gingrich	61	33	5
b. Mitt Romney	67	26	7
c. Ron Paul	37	51	12

Trend where available:

a. Newt Gingrich

	Yes	No	No opinion
12/18/11	61	33	5
6/5/11	50	39	11
6/8/95	37	52	11

b-c. No trend.

16. (ASKED OF LEANED REPUBLICANS) How much do you feel you can rely on (ITEM) to say what he really believes - a great deal, a good amount, just some, or hardly at all?

12/18/11 - Summary Table

	- Grt deal/Gd amt-			- Some/Hardly at all -			
	NET	Great deal	Good amt	NET	Just some	Hardly at all	No opinion
a. Newt Gingrich	52	21	31	46	31	15	2
b. Mitt Romney	51	16	35	47	34	13	2
c. Ron Paul	65	40	24	28	18	10	7

17. (ASKED OF LEANED REPUBLICANS) If elected, do you think (ITEM) would pursue policies that most people in this country would (accept), or do you think he would pursue policies that most people would (find unacceptable)?

12/18/11 - Summary Table

	Accept	Find unacceptable	No opinion
a. Newt Gingrich	66	28	6
b. Mitt Romney	71	22	7

c. Ron Paul 42 46 12

18. (ASKED OF LEANED REPUBLICANS) For each item I name, please tell me if it is a major reason to (support) that candidate, a major reason to (oppose) that candidate, or not a major factor?

12/18/11 - Summary Table

	Major reason to support	Major reason to oppose	Not a major factor	No op.
a. Mitt Romney's policies on health care when he was governor of Massachusetts	28	36	27	9
b. Mitt Romney's religious beliefs	18	13	64	5
c. Mitt Romney's business experience	62	9	24	5
d. Newt Gingrich's political experience	61	14	20	4
e. Newt Gingrich's marital history	4	19	72	5
f. Newt Gingrich's position on illegal immigration	39	19	32	9
g. Ron Paul's views on limited government	55	19	21	6
h. Ron Paul's opposition to U.S. military interventions overseas	29	45	20	6

19. (ASKED OF LEANED REPUBLICANS) Just between (Gingrich) and (Romney), who do you think is closer to you on the issues?

	Gingrich	Romney	Both equally (vol.)	Neither (vol.)	No opinion
12/18/11	45	46	1	3	5

20. (ASKED OF LEANED REPUBLICANS) Thinking back to (ITEM), as far as what you've heard or recall, would you say you approve or disapprove of how he handled his job? Do you approve/disapprove strongly or somewhat?

a. Gingrich's work as speaker of the U.S. House of Representatives from 1995 to 1999

	Approve			Disapprove			No opinion
	NET	Strongly	Somewhat	NET	Somewhat	Strongly	
12/18/11	73	30	43	19	11	8	8

b. Romney's work as governor of Massachusetts from 2003 to 2007

	Approve			Disapprove			No opinion
	NET	Strongly	Somewhat	NET	Somewhat	Strongly	
12/18/11	68	15	53	19	10	9	13

21. (ASKED OF LEANED REPUBLICANS) Given what you know, do you have a favorable or unfavorable view of (ITEM)? Do you feel that way strongly or somewhat?

a. Gingrich's work, since leaving elective office, as a consultant for companies with an interest in federal policymaking

	Favorable			Unfavorable			No opinion
	NET	Strongly	Somewhat	NET	Somewhat	Strongly	
12/18/11	33	10	23	44	25	19	23

b. Romney's work buying and restructuring companies before he went into politics

	Favorable			Unfavorable			No opinion
--	-----------	--	--	-------------	--	--	------------

	NET	Strongly	Somewhat	NET	Somewhat	Strongly	opinion
12/18/11	54	22	33	20	13	6	26

22. If the 2012 presidential election were being held today and the candidates were (Barack Obama, the Democrat) and ([ITEM], the Republican), for whom would you vote? Would you lean toward (Obama) or toward (ITEM)?

NET LEANED VOTE PREFERENCE - GEN POP

12/18/11 - Summary Table

	Obama	Rep.	Other (vol.)	Neither (vol.)	Would not vote (vol.)	No opinion
a. Mitt Romney	49	46	*	2	2	1
b. Newt Gingrich	51	42	1	3	2	1
c. Ron Paul	50	43	*	3	2	1

NET LEANED VOTE PREFERENCE - REG VOTERS

12/18/11 - Summary Table

	Obama	Rep.	Other (vol.)	Neither (vol.)	Would not vote (vol.)	No opinion
a. Mitt Romney	47	47	*	2	2	1
b. Newt Gingrich	51	43	*	3	2	1
c. Ron Paul	49	44	*	4	2	1

Trend:

a. Mitt Romney

	Obama	Romney	Other (vol.)	Neither (vol.)	Would not vote (vol.)	No opinion
12/18/11	49	46	*	2	2	1
11/3/11	48	45	*	3	2	1
10/2/11	47	46	*	3	1	2
9/1/11	46	47	*	2	3	2
7/17/11	51	44	*	2	1	2
6/5/11	47	47	*	2	1	2
4/17/11	49	45	*	3	1	2
12/18/11 RV	47	47	*	2	2	1
11/3/11 RV	46	47	*	3	2	1
10/2/11 RV	46	48	*	2	1	2
9/1/11 RV	45	49	*	2	2	2
7/17/11 RV	49	47	*	2	1	1
6/5/11 RV	46	49	*	2	1	2
4/17/11 RV	49	45	*	3	1	1

b. Newt Gingrich

	Obama	Gingrich	Other (vol.)	Neither (vol.)	Would not vote (vol.)	No opinion
12/18/11	51	42	1	3	2	1
6/5/11	52	42	1	3	1	1
4/17/11	54	39	*	3	2	1
12/18/11 RV	51	43	*	3	2	1
6/5/11 RV	50	44	1	2	1	2
4/17/11 RV	54	39	*	4	2	1

c. Ron Paul

	Obama	Paul	Other (vol.)	Neither (vol.)	Would not vote (vol.)	No opinion
12/18/11	50	43	*	3	2	1
7/17/11	53	41	*	2	1	3
12/18/11 RV	49	44	*	4	2	1
7/17/11 RV	52	42	*	2	2	2

23. Just your best guess, who do you think will win the presidential election next year - (Obama) or (the Republican candidate)?

	Obama	Rep candidate	No opinion
12/18/11	46	49	5
10/2/11	37	55	8

24. How about if the candidates were (Barack Obama, the Democrat) and ([ITEM], the Republican), and Ron Paul running as an independent candidate for president - for whom would you vote? Would you lean toward (Obama), ([ITEM]), or toward Paul?

NET LEANED VOTE PREFERENCE - GEN POP

12/18/11 - Summary Table

	Obama	Rep.	Paul	Other (vol.)	Neither (vol.)	Would not vote (vol.)	No opinion
a. Mitt Romney	44	30	21	*	2	1	2
b. Newt Gingrich	44	30	22	*	2	*	2

NET LEANED VOTE PREFERENCE - REG VOTERS

12/18/11 - Summary Table

	Obama	Rep.	Paul	Other (vol.)	Neither (vol.)	Would not vote (vol.)	No opinion
a. Mitt Romney	42	32	21	*	2	1	2
b. Newt Gingrich	43	32	21	*	2	*	1

25. On another subject, what is your view of the Tea Party political movement - would you say you support it strongly, support it somewhat, oppose it somewhat or oppose it strongly?

	----- Support -----			----- Oppose -----			No opinion
	NET	Strongly	Somewhat	NET	Somewhat	Strongly	
12/18/11	42	13	28	45	20	26	13
11/3/11	43	14	29	44	20	24	13
10/2/11	42	12	30	47	20	27	11
9/1/11	47	13	35	45	18	27	8
7/17/11	44	13	31	46	23	24	10
6/5/11	46	13	33	44	21	24	10
4/17/11	42	16	26	49	21	27	10

END