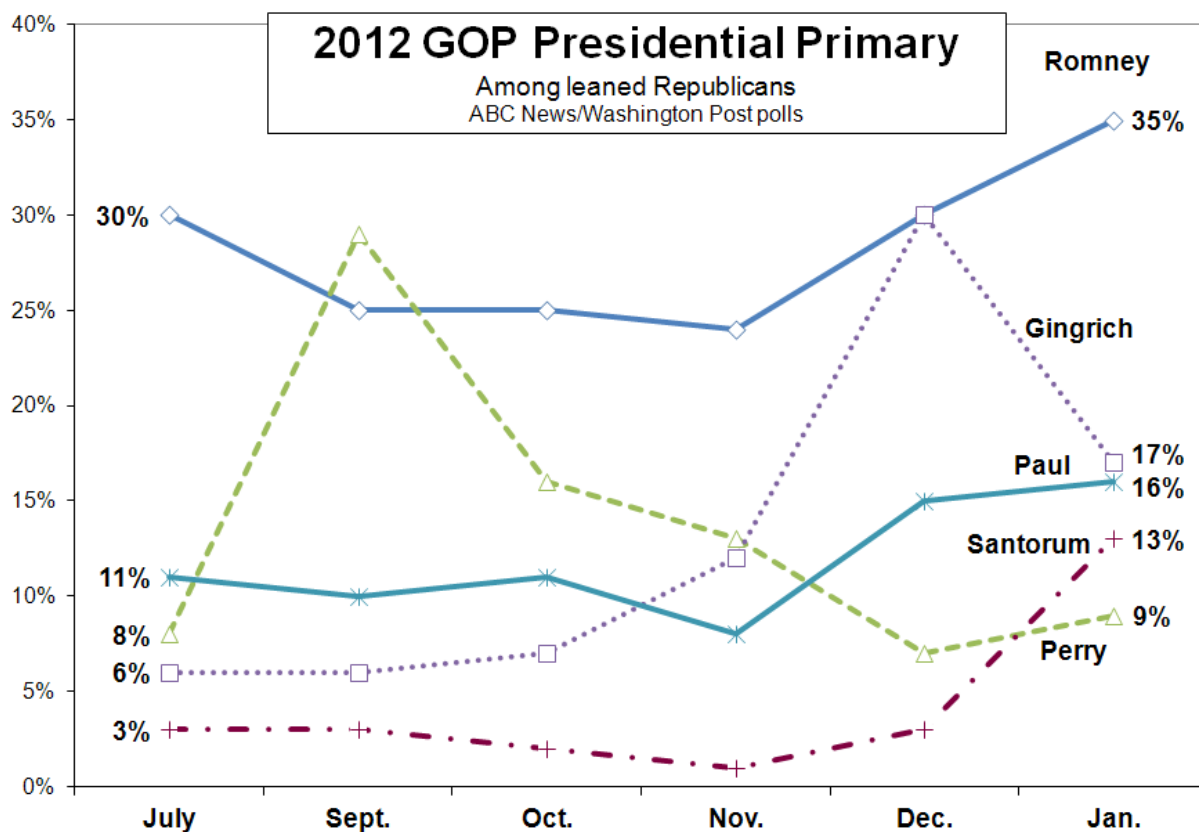


## Riding Electability & Expectations, Romney Rolls to 35 Percent Support

Bolstered by the twin engines of electability and perceived inevitability, Mitt Romney's on a roll, advancing in the latest ABC News/Washington Post poll to a 2-1 lead over his closest competitor in support for the Republican presidential nomination.

Coming off his 8-vote victory in Iowa and strong showing in New Hampshire, a vast 72 percent of Republicans and Republican-leaning independents now expect Romney to be their nominee – up by 32 points from mid-December. Fifty-seven percent, moreover, call him their best chance to win in November, nearly triple its September level, with a 19-point jump in the last month alone.

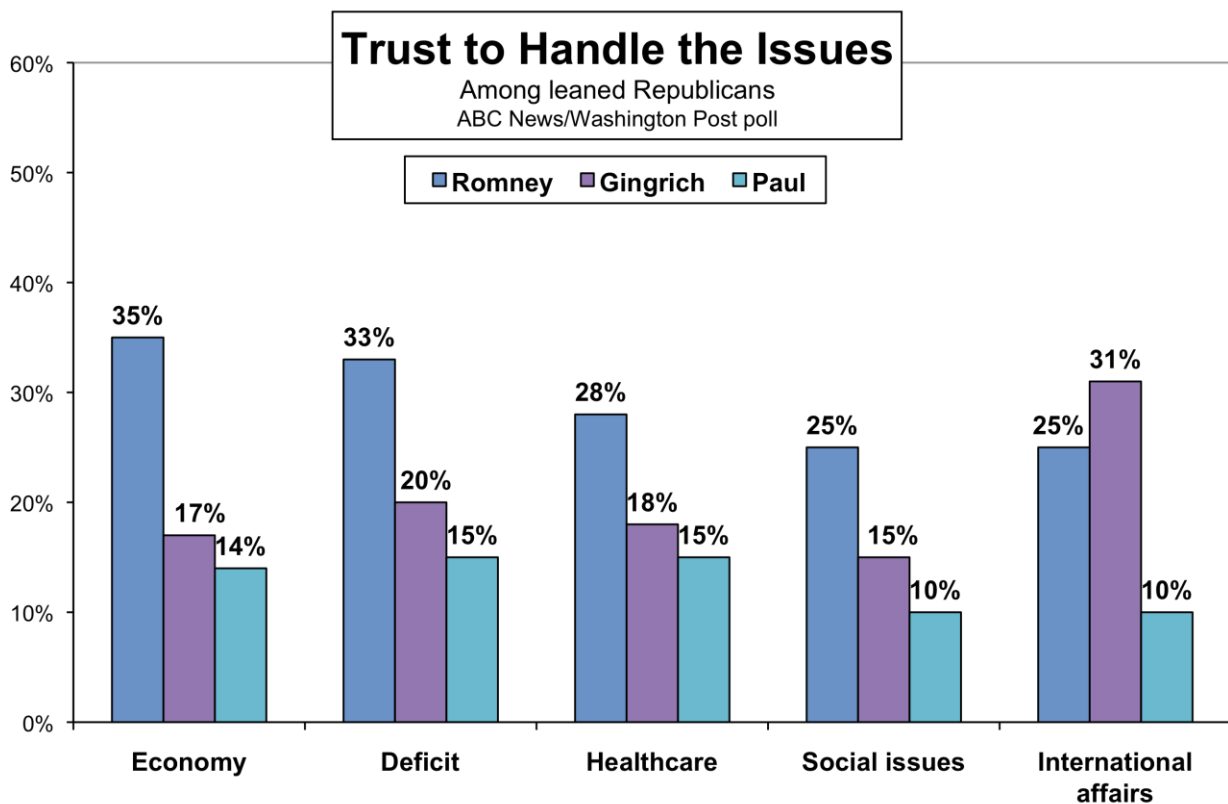
Given these advantages, Romney now holds 35 percent support for the nomination, with his closest competitors bunched in the teens – 17 percent for Newt Gingrich, the latest in a string of contenders to see his support collapse; a steady 16 percent for Ron Paul; and 13 percent for Rick Santorum, up 10 points since his strong second in Iowa, but still far behind Romney nationally.



Romney’s previous high was 30 percent in ABC/Post polls last month and in July. His support has firmed as well as grown, with 43 percent of his backers saying they’re definitely for him, with no chance they’ll change their minds – up steadily from 28 percent in November.

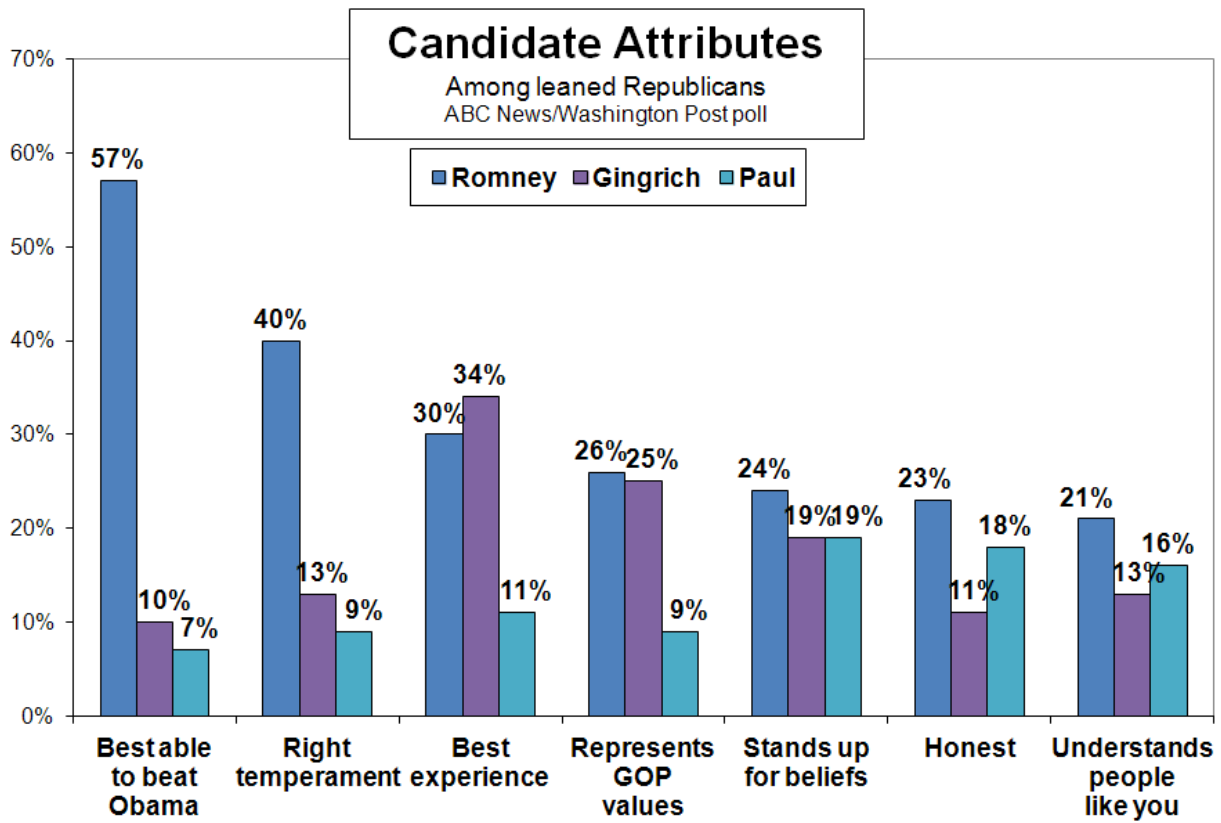
While that leaves enough flexibility for the race to shift, Romney has gained ground as the consensus candidate. This poll, produced for ABC by [Langer Research Associates](#), finds Romney leading as second choice among leaned Republicans who currently favor others. And just 8 percent say they definitely would not back him for the nomination, putting him last on the list of unacceptable candidates. About a quarter, by contrast, rule out Paul and Gingrich alike.

Among Romney’s other strong cards, four in 10 leaned Republicans say he has the best temperament and personality for the presidency; that falls to the low teens for Gingrich and Santorum and to the single digits for Paul and Rick Perry. Romney also leads in trust to handle four out of five issues tested (he’s numerically behind Gingrich only on “international affairs.”) He’s gained eight points since December in trust to handle the deficit and leads broadly on the economy. Even on handling social issues, Romney leads Gingrich and Santorum, by 10 and 11 points, respectively.



Jon Huntsman’s departure is not a significant factor in Romney’s advance. Huntsman had just 3 percent support in this poll, completed Sunday, a day before he quit the race. Allocating his backers’ second choice gives one point to Romney, one to Gingrich, with the rest scattered.

RISKS – Romney does face some challenges. Compared with electability and temperament, he’s more weakly rated on having the best experience, best representing core Republican values, saying what he believes, being honest and trustworthy and understanding the problems of “people like you.” He doesn’t clearly trail on any of these, but neither does he clearly lead; and these attribute ratings generally are flat for Romney from last month, while Santorum’s gained as many as 9 points, albeit just to the teens.



Romney’s chief vulnerability would be for some of the groups in which he’s struggled – very conservative Republicans, evangelical Christians and strong supporters of the Tea Party movement – to coalesce around an alternative. So far, though, no dice. Consider:

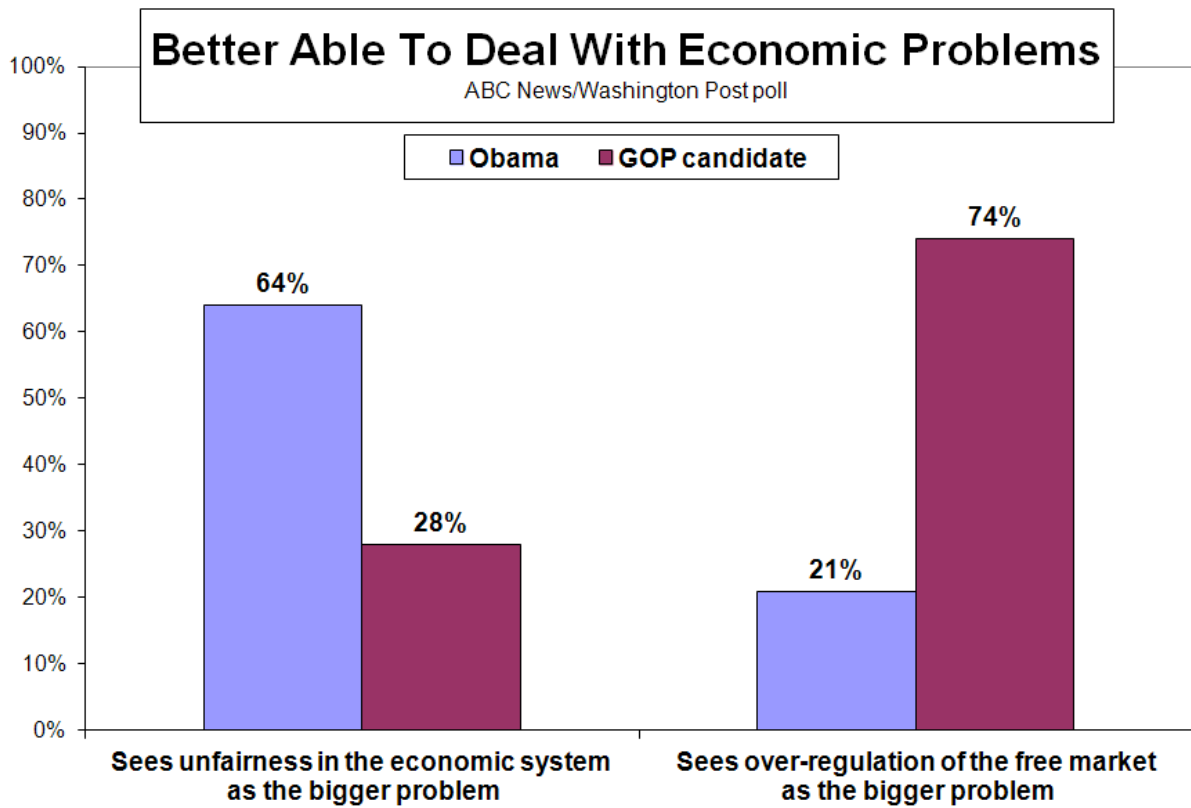
- Romney has 34 percent support among evangelical white Protestants, up from 20 percent in December. He’s now numerically leading (albeit not statistically significantly) in this core Republican group.
- He’s got 29 percent support among very conservative Republicans and Republican-leaning independents, enough for first place, at least numerically, in this group. And he’s up by a broad 18 points among moderates from last month, to 48 percent support.

- Romney gets 28 percent among “very” strong supporters of the Tea Party movement, about even with Gingrich’s 27 percent. The Tea Party, as an aside, has slipped to its lowest support on record, 40 percent among Americans overall.

Romney’s managing other risks. There’s been a 9-point drop since last month in the number of potential Republican voters who see his record on health care as a major reason to oppose him. And he appears little damaged by charges that he chain-sawed jobs while running the corporate takeover firm Bain Capital. Fifty-one percent of leaned Republicans have a favorable opinion of his business experience (about the same as last month), and by 50-28 percent more think he chiefly created jobs at Bain than cut them.

The jobs issue, though, is not fully resolved. His unfavorable rating on his business experience is up by 9 points, to 29 percent. And a substantial number of leaned Republicans, 23 percent, are unsure whether he chiefly created or cut jobs – an issue that matters in his support. Among those who see him as a job creator, Romney wins 50 percent support. That falls to 25 percent among those who aren’t sure about his record on jobs, as well as 18 percent among those who think he’s mainly cut them.

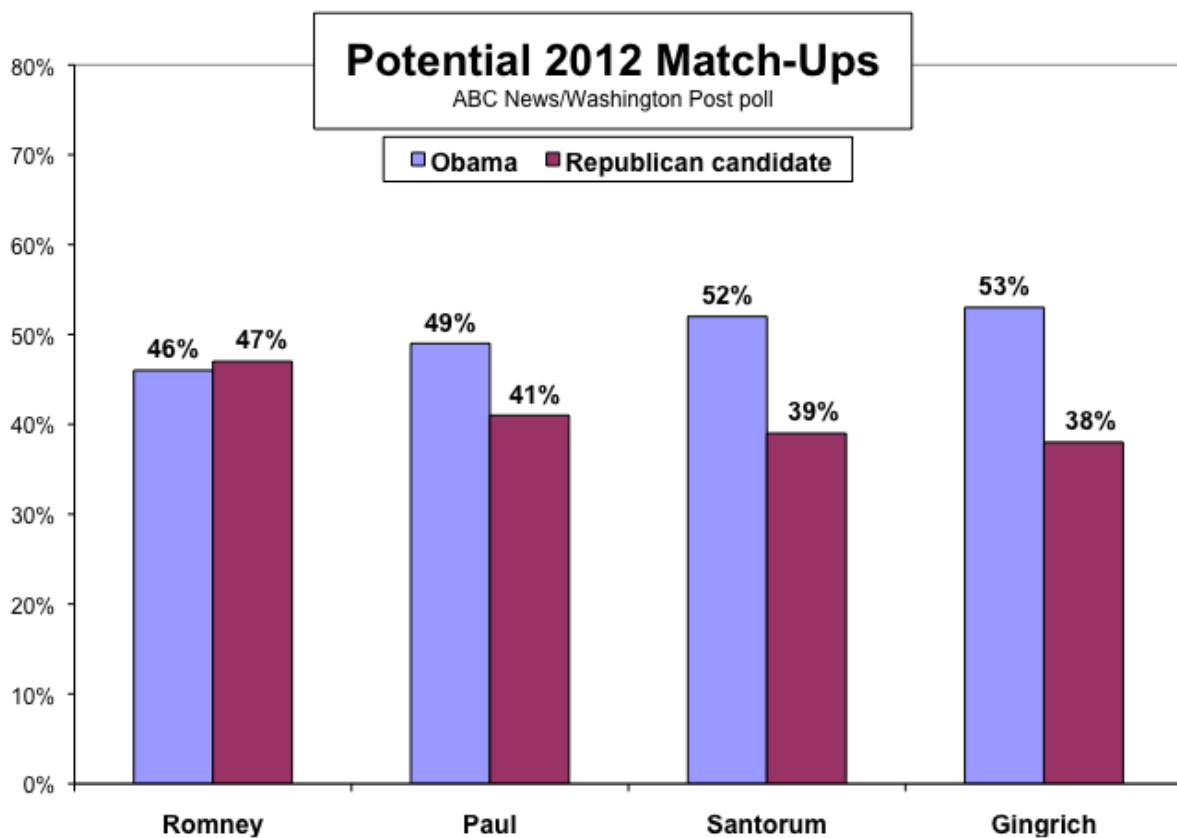
GENERAL – Questions about Romney’s background at Bain Capital may show bigger teeth in a general election campaign. By 55-35 percent, more Americans express concern about the economic system favoring the wealthy than about overregulation fettering free enterprise – likely a sharp point of contention between Barack Obama and whatever Republican he faces.



There are major partisan divisions on the question: Seventy-nine percent of Democrats see unfairness in the economic system as the bigger problem; just 30 percent of Republicans agree – but 52 percent of independents side with the Democrats. So do significantly more young adults, women, racial minorities, less well-off and the least-educated Americans, compared with their counterparts.

Unsurprisingly given these groups, those who see economic unfairness as the bigger problem disproportionately trust Obama over the eventual Republican nominee to address it, 64-28 percent. Those who see overregulation as the greater concern prefer the GOP approach, 74-21 percent. Given the greater concern over economic fairness, there's potential advantage here for Obama.

As things stand, the potential matchup between Obama and Romney remains very close. Among all adults, 47 percent currently prefer Romney, 46 percent, Obama. By contrast, Obama leads Paul, Santorum and Gingrich by 8-, 13- and 15-point margins, respectively.



**THE OPPOSITION** – To get to Obama, one of Romney's opponents first must overcome Romney – and as noted, that's not getting any easier. While Romney's strengths are one problem they face, each also has significant weaknesses of his own. Among them:

- Gingrich, in addition to seeing his support shrink by 13 points from last month, takes a hit for his work as a consultant for companies with an interest in federal policymaking. Last month more Republicans and Republican leaning-independents saw this unfavorably than favorably, by 44-33 percent. Now that's widened to a 51-29 percent negative split.
- Paul, who finished third in Iowa and second in New Hampshire, continues to alienate many of his non-supporters. Within his own party, 50 percent of leaned Republicans think that if elected Paul would pursue policies that most people in this country would find unacceptable. On one specific issue, 49 percent call his opposition to U.S. military interventions "a major reason" to oppose his candidacy – twice as many as see it as a major reason to support him.
- Santorum, for his part, draws a 65 percent unfavorable response from potential Republican voters for his position that abortion should be illegal in all cases, including cases of rape, incest or mortal danger to the mother. And by more than 2-1, 31-14 percent, leaned Republicans see his support of earmarks while a U.S. senator as a major reason to oppose his candidacy.

Leaned Republicans' satisfaction with the candidates, at 61 percent, is not high. But more are learning to like Romney, not least given his perceived electability. Changeability is such that one of his opponents could catch him; overall, 60 percent of potential GOP voters say they still may change their minds. But as Romney pushes on to South Carolina and Florida beyond, his opponents' time is running short.

METHODOLOGY – This ABC News/Washington Post poll was conducted by telephone Jan. 12-15, 2012, among a random national sample of 1,000 adults, including landline and cell-phone-only respondents. Results have a margin of [sampling error](#) of 3.5 points for the full sample. The survey was produced for ABC News by [Langer Research Associates](#) of New York, N.Y., with sampling, data collection and tabulation by Abt-SRBI of New York, N.Y.

Analysis by Gary Langer.

ABC News polls can be found at ABCNEWS.com at <http://abcnews.com/pollingunit>.

Media contacts: [David Ford](#), (212) 456-7243, and [Julie Townsend](#), (212) 456-4934.

Full results follow.

\*= less than 0.5 percent

1, 4-5 previously released.

2-3, 6-13, 36-37 held for release.

14. On another subject, how closely are you following the 2012 presidential race: very closely, somewhat closely, not too closely, or not closely at all?

	---- Closely -----			---- Not closely -----			No
	NET	Very	Smwt	NET	Not too	At all	opinion
1/15/12	71	30	42	28	16	12	*
12/18/11	69	26	43	31	18	13	*
11/3/11	65	24	41	34	17	17	*
10/2/11	64	24	40	36	23	13	0
9/1/11	66	25	40	34	20	14	*
7/17/11	61	18	43	39	23	15	*
6/5/11	61	22	39	38	23	15	*

11/3/08 RV	91	64	28	8	5	4	*
11/2/08 RV	90	63	28	9	5	4	*
11/1/08 RV	90	61	29	10	6	4	*
10/31/08 RV	89	60	29	11	7	4	*
10/30/08 RV	89	59	29	11	7	4	*
10/29/08 RV	89	60	30	10	6	4	*
10/28/08 RV	90	59	31	10	6	4	*
10/27/08 RV	91	60	31	9	5	4	*
10/26/08 RV	90	60	30	9	5	4	*
10/25/08 RV	89	59	30	11	6	5	*
10/24/08 RV	89	60	28	11	6	5	*
10/23/08 RV	88	58	30	12	6	6	*
10/22/08 RV	89	57	32	11	6	5	*
10/21/08 RV	90	58	32	10	6	4	*
10/20/08 RV	90	57	34	10	6	4	*
10/19/08 RV	90	57	33	10	6	3	*
10/11/08 RV	92	59	33	8	4	4	*
9/29/08 RV	89	58	31	11	7	5	*
9/22/08 RV	91	55	36	9	5	4	0
9/7/08 RV	89	51	38	10	6	5	*
8/22/08 RV	84	42	42	16	11	5	*
7/13/08 RV	79	36	42	21	12	9	1
6/15/08	75	34	41	25	12	13	*
5/11/08	83	39	44	17	13	5	0
4/13/08	84	37	47	16	11	5	*
3/2/08	84	42	42	15	11	4	*
2/1/08	81	35	46	19	12	7	*
1/12/08	79	32	47	21	15	6	*
12/9/07	72	21	51	28	19	8	*
11/1/07	67	21	46	33	22	12	0
9/30/07	69	21	48	30	21	10	*
7/21/07	70	22	48	30	20	10	*
6/1/07	66	18	48	34	22	13	*
4/15/07	66	20	45	34	20	14	*
2/25/07	65	20	44	35	25	10	*

Call for full trend.

15. What is the single most important issue in your choice for president?

	1/15/12	11/3/11
Economy/jobs	51	56
Ethics/honesty/corruption in government	6	7
Health care	3	4
Morals/family values	3	4
Beating the Republican/re-electing Obama/Supporting the Democrats	1	2
Federal budget deficit	2	2
Taxes	2	2
Beating Obama/electing a Republican/Supporting the Republicans	1	1
Change	*	1
Education	1	1
Environment	*	1
Immigration/illegal immigration	*	1

Leadership/strong leadership/good leader	2	1
Social Security	1	1
Terrorism/national security	2	1
Abortion	*	1
Afghanistan/War in Afghanistan	1	*
Experience	1	*
Gas/oil prices/energy/ethanol	*	*
Iraq/War in Iraq	1	*
Housing/mortgages	1	*
Foreign policy	1	*
Global warming	0	0
Iran/Situation in Iran	*	0
Guns/Gun control	*	0
Stock market/Wall Street	0	0
Middle class Americans/helping the middle class	1	NA
Other (SPECIFY)	10	10
No opinion	7	5

16. (ASKED OF LEANED REPUBLICANS) Overall, how satisfied or dissatisfied are you with the choice of candidates for the Republican nomination for president this year - are you very satisfied, somewhat satisfied, somewhat dissatisfied or very dissatisfied?

	----- Satisfied -----			--- Dissatisfied ----			No opinion
	NET	Very	Somewhat	NET	Somewhat	Very	
1/15/12	61	9	52	36	23	12	3
12/18/11	59	11	48	37	27	10	4
11/3/11	59	9	50	36	27	9	5
10/2/11	62	9	54	32	25	7	6
9/1/11	65	15	51	29	21	8	6
7/17/11	54	8	46	38	29	10	8
6/5/11	47	7	40	46	38	9	7
4/17/11	43	5	38	40	30	10	17
11/1/07	69	16	54	28	22	7	2
9/7/07	68	19	49	26	21	6	5
7/21/07	65	13	53	32	26	6	3
6/1/07	68	11	56	28	22	6	4
4/15/07	65	16	49	31	27	5	3
2/25/07	73	14	58	24	20	5	3

17/18. (ASKED OF LEANED REPUBLICANS) I'd like you to rate the chances that you will vote in the 2012 Republican presidential primary or caucus in your state. Are you absolutely certain to vote, will you probably vote, are the chances 50-50, or less than that?\*

	Cert.	Prob.	50-50	Less than 50-50	Will not vote (vol.)	No primary/caucus (vol.)	Already voted (vol.)	No op.
1/15/12	65	15	11	4	4	*	1	1
12/18/11	71	14	8	6	1	*	NA	*
2/1/08	68	10	9	8	4	*	1	0
1/12/08	69	12	12	4	3	*	*	0
12/9/07	74	11	9	3	2	*	NA	*
11/1/07	68	12	11	6	3	0	"	0

\*Wording adjusted for respondents in states where primaries or caucuses have been held.

19/20/21. (ASKED OF LEANED REPUBLICANS) If the 2012 Republican presidential primary or caucus in your state was being held today, and the candidates were (Newt Gingrich), (Jon Huntsman), (Ron Paul), (Rick Perry), (Mitt Romney), (Rick Santorum). For whom would you vote? Which candidate would you lean toward?\*



1/15/12 - NET LEANED VOTE PREFERENCE

	----- Among gen pop -----						----- Among RVs -----					
	1/15	12/18	11/3	10/2	9/1	7/17	1/15	12/18	11/3	10/2	9/1	7/17
Michele Bachmann*	0	7	4	7	8	16	0	7	4	7	9	17
Herman Cain	NA	NA	23	16	4	7	NA	NA	23	17	5	7
Newt Gingrich	17	30	12	7	6	6	16	30	12	9	5	6
Jon Huntsman*	*	3	1	1	1	3	*	2	1	1	1	3
Ron Paul	16	15	8	11	10	11	16	15	9	9	10	10
Tim Pawlenty	NA	NA	NA	NA	NA	3	NA	NA	NA	NA	NA	3
Rick Perry	9	7	13	16	29	8	9	6	14	17	30	8
Mitt Romney	35	30	24	25	25	30	36	30	25	25	25	30
Rick Santorum	13	3	1	2	3	3	13	4	1	2	3	3
Other (vol.)	1	*	*	2	2	1	1	*	0	2	2	1
None of them (vol.)	2	1	2	5	5	2	1	1	2	4	4	2
Would not vote (vol.)	1	*	3	1	2	1	1	1	1	1	1	*
No opinion	6	4	9	7	5	8	7	4	8	7	5	9

\*Michele Bachmann and Jon Huntsman vote in 1/15 includes those who said they voted for them in previous primary/caucus. Those who chose Huntsman who have yet to vote were re-allocated to their second choice candidate.

22. (ASKED IF NAMED REPUBLICAN CANDIDATE, NOT YET VOTED) Will you definitely vote for (NAMED CANDIDATE), or is there a chance you could change your mind and vote for someone else? (IF CHANCE CHANGE MIND) Is there a GOOD CHANCE you'll change your mind, or would you say it's PRETTY UNLIKELY?

	Definitely vote	- Chance change mind- NET	Good	Unlikely	No opinion
All candidates:					
1/15/12	36	60	36	24	3
12/18/11	32	64	36	28	4
11/3/11	27	69	45	24	4
Mitt Romney:					
1/15/12	43	53	28	25	3
12/18/11	36	63	37	25	1
11/3/11	28	71	33	39	1

23. (ASKED IF NAMED REPUBLICAN CANDIDATE) Who would your second choice be? Which candidate would you lean toward as your second choice?

1/15/12 - NET LEANED SECOND CHOICE

	-- Among gen pop --			---- Among RVs ----		
	1/15/12	12/18/11	11/3/11	1/15/12	12/18/11	11/3/11
Michele Bachmann	NA	11	9	NA	10	9
Herman Cain	NA	NA	17	NA	NA	17
Newt Gingrich	24	20	13	26	21	14
Jon Huntsman	NA	4	5	NA	3	5
Ron Paul	16	12	9	14	13	9
Rick Perry	12	11	13	11	10	11
Mitt Romney	23	21	19	24	22	21
Rick Santorum	15	7	2	16	7	3
Other (vol.)	2	2	1	3	2	1
No one/None of them (vol.)	3	5	4	3	6	4
Would not vote (vol.)	2	1	*	1	1	1
No opinion	2	7	6	3	5	5

24. (ASKED OF LEANED REPUBLICANS) Just your best guess, who do you think will win the Republican nomination for president?

	1/15/12	12/18/11
Michele Bachmann	NA	5
Newt Gingrich	7	35
Jon Huntsman	*	2
Ron Paul	4	6
Rick Perry	5	3
Mitt Romney	72	40
Rick Santorum	2	0
Other (vol.)	*	*
No opinion	9	8

25. (ASKED OF LEANED REPUBLICANS) Are there any of these candidates you would definitely NOT support for the nomination for president? (MULTIPLE RESPONSES ACCEPTED.)

	1/15/12
Mitt Romney	8
Newt Gingrich	23
Ron Paul	26
Rick Perry	16
Jon Huntsman	9
Rick Santorum	11
None of these	32
No opinion	7

26. (ASKED OF LEANED REPUBLICANS) Regardless of who you may support, which of the Republican candidates do you trust most to handle (ITEM)?

Full item wording:

- The economy
- Healthcare
- Social issues, such as abortion and gay marriage
- The federal budget deficit
- International affairs

1/15/12 - Summary Table

	Economy	Healthcare	Social issues	Deficit	International affairs
Newt Gingrich	17	18	15	20	31
Jon Huntsman	3	3	3	2	5
Ron Paul	14	15	10	15	10
Rick Perry	8	6	9	7	7
Mitt Romney	35	28	25	33	25
Rick Santorum	8	10	14	8	7
Other (vol.)	1	*	1	0	*
All of them (vol.)	1	2	1	*	*
Any 2 or more equally (vol.)	1	1	*	1	1
No one/None of them (vol.)	3	5	6	6	4
No opinion	9	13	16	8	9

Trend where available:

- The economy

	1/15/12	12/18/11	11/3/11	9/1/11
Michele Bachmann	NA	7	4	5
Herman Cain	NA	NA	19	4
Newt Gingrich	17	25	13	7

Jon Huntsman	3	3	2	*
Sarah Palin	NA	NA	NA	11
Ron Paul	14	13	7	8
Rick Perry	8	7	10	22
Mitt Romney	35	31	22	22
Rick Santorum	8	1	1	2
Other (vol.)	1	*	0	2
All of them (vol.)	1	*	1	0
Any 2 or more equally (vol.)	1	*	2	2
No one/None of them (vol.)	3	6	2	4
No opinion	9	7	17	12

\*11/3 and previous, "which of the Republican candidates do you think would do the best job handling the economy"

b. Health care

	1/15/12	12/18/11
Michele Bachmann	NA	11
Herman Cain	NA	NA
Newt Gingrich	18	23
Jon Huntsman	3	4
Sarah Palin	NA	NA
Ron Paul	15	14
Rick Perry	6	6
Mitt Romney	28	25
Rick Santorum	10	3
Other (vol.)	*	*
All of them (vol.)	2	*
Any 2 or more equally (vol.)	1	1
No one/None of them (vol.)	5	5
No opinion	13	9

c. Social issues, such as abortion and gay marriage

	1/15/12	12/18/11
Michele Bachmann	NA	13
Herman Cain	NA	NA
Newt Gingrich	15	15
Jon Huntsman	3	3
Sarah Palin	NA	NA
Ron Paul	10	12
Rick Perry	9	7
Mitt Romney	25	26
Rick Santorum	14	4
Other (vol.)	1	0
All of them (vol.)	1	*
Any 2 or more equally (vol.)	*	*
No one/None of them (vol.)	6	6
No opinion	16	12

d. The federal budget deficit

	1/15/12	12/18/11
Michele Bachmann	NA	9
Herman Cain	NA	NA
Newt Gingrich	20	25
Jon Huntsman	2	2
Sarah Palin	NA	NA
Ron Paul	15	15
Rick Perry	7	6
Mitt Romney	33	25
Rick Santorum	8	2
Other (vol.)	0	0

All of them (vol.)	*	*
Any 2 or more equally (vol.)	1	*
No one/None of them (vol.)	6	8
No opinion	8	9

f. No trend.

27. (ASKED OF LEANED REPUBLICANS) Regardless of who you may support, which of the Republican candidates do you think [ITEM]? (IF NEEDED) I can repeat the list. Is it (Newt Gingrich), (Jon Huntsman), (Ron Paul), (Rick Perry), (Mitt Romney), or (Rick Santorum)?

Full item wording:

- Best understands the problems of people like you
- Best reflects the core values of the Republican Party
- Is the most honest and trustworthy
- Has the best chance to defeat Barack Obama in the general election
- Has the best experience to be president
- Is the most likely to stand up for what he or she believes in
- Has the best personality and temperament to serve effectively as president

1/15/12 - Summary Table

	Under-stands	Values	Honest	Defeat	Exper-ience	Believes	Person-ality
Jon Huntsman	3	3	3	1	2	3	4
Newt Gingrich	13	25	11	10	34	19	13
Ron Paul	16	9	18	7	11	19	9
Rick Perry	10	10	8	5	7	11	8
Mitt Romney	21	26	23	57	30	24	40
Rick Santorum	13	13	14	5	6	12	12
Other (vol.)	*	0	*	0	0	0	0
All of them (vol.)	2	1	1	5	*	4	*
Any 2 or more equally (vol.)	*	1	2	1	1	1	2
No one/None of them (vol.)	12	4	12	2	2	2	2
No opinion	9	10	8	7	7	5	10

Trend where available:

- Best understands the problems of people like you

	1/15/12	12/18/11	11/3/11	9/1/11	7/17/11
Michele Bachmann	NA	14	6	9	11
Herman Cain	NA	NA	21	3	5
Jon Huntsman	3	5	1	1	2
Newt Gingrich	13	18	11	6	4
Sarah Palin	NA	NA	NA	19	23
Ron Paul	16	13	7	8	9
Tim Pawlenty	NA	NA	NA	NA	1
Rick Perry	10	7	11	17	5
Mitt Romney	21	20	17	13	18
Rick Santorum	13	4	1	2	3
Other (vol.)	*	*	0	1	1
All of them (vol.)	2	1	1	1	1
Any 2 or more equally (vol.)	*	1	2	3	1
No one/None of them (vol.)	12	10	6	8	4
No opinion	9	6	16	10	12

- Best reflects the core values of the Republican Party

	1/15/12	12/18/11	11/3/11	9/1/11	7/17/11
Michele Bachmann	NA	13	5	10	11

Herman Cain	NA	NA	13	3	4
Newt Gingrich	25	23	19	6	9
Jon Huntsman	3	3	1	1	1
Sarah Palin	NA	NA	NA	12	20
Ron Paul	9	10	4	6	8
Tim Pawlenty	NA	NA	NA	NA	1
Rick Perry	10	7	10	19	7
Mitt Romney	26	23	20	18	19
Rick Santorum	13	5	3	4	3
Other (vol.)	0	0	0	*	1
All of them (vol.)	1	1	1	1	*
Any 2 or more equally (vol.)	1	1	2	5	1
No one/None of them (vol.)	4	4	2	2	1
No opinion	10	11	20	14	14

c. Is the most honest and trustworthy

	1/15/12	12/18/11	11/3/11		
Michele Bachmann	NA	15	6		
Herman Cain	NA	NA	22		
Newt Gingrich	11	13	8		
Jon Huntsman	3	5	2		
Ron Paul	18	14	8		
Rick Perry	8	6	7		
Mitt Romney	23	22	17		
Rick Santorum	14	7	2		
Other (vol.)	*	0	0		
All of them (vol.)	1	1	1		
Any 2 or more equally (vol.)	2	1	2		
No one/None of them (vol.)	12	12	7		
No opinion	8	5	17		

d. Has the best chance to defeat Barack Obama in the general election

	1/15/12	12/18/11	11/3/11	9/1/11	7/17/11
Michele Bachmann	NA	3	1	4	7
Herman Cain	NA	NA	21	1	2
Newt Gingrich	10	28	5	5	6
Jon Huntsman	1	3	*	1	2
Sarah Palin	NA	NA	NA	8	14
Ron Paul	7	9	3	4	3
Tim Pawlenty	NA	NA	NA	NA	2
Rick Perry	5	3	11	30	6
Mitt Romney	57	38	33	20	32
Rick Santorum	5	0	0	1	1
Other (vol.)	0	*	0	1	1
All of them (vol.)	5	3	6	4	7
Any 2 or more equally (vol.)	1	2	2	5	2
None of them (vol.)	2	4	3	4	4
No opinion	7	8	13	10	11

e. Has the best experience to be president

	1/15/12	12/18/11	7/17/11		
Michele Bachmann	NA	4	7		
Herman Cain	NA	NA	3		
Newt Gingrich	34	43	16		
Jon Huntsman	2	3	2		
Ron Paul	11	8	6		
Rick Perry	7	5	8		
Mitt Romney	30	23	27		
Rick Santorum	6	1	2		
Sarah Palin	NA	NA	11		

Tim Pawlenty	NA	NA	1
Other (vol.)	0	0	1
All of them (vol.)	*	0	2
Any 2 or more equally (vol.)	1	1	1
No one/None of them (vol.)	2	4	4
No opinion	7	7	11

f. Is the most likely to stand up for what he believes in

	1/15/12	12/18/11
Michele Bachmann	NA	17
Newt Gingrich	19	23
Jon Huntsman	3	3
Ron Paul	19	16
Rick Perry	11	6
Mitt Romney	24	20
Rick Santorum	12	4
Other (vol.)	0	*
All of them (vol.)	4	2
Any 2 or more equally (vol.)	1	2
No one/None of them (vol.)	2	1
No opinion	5	6

g. No trend.

28. (ASKED OF LEANED REPUBLICANS) In his work as a corporate investor, do you think Mitt Romney did more to (create jobs) or more to (cut jobs)?

	Create jobs	Cut jobs	No opinion
1/15/12	50	28	23

29. (ASKED OF LEANED REPUBLICANS) If elected, do you think Ron Paul would pursue policies that most people in this country would (accept), or do you think he would pursue policies that most people would (find unacceptable)?

	Acceptable	Unacceptable	No opinion
1/15/12	38	50	12
12/18/11	42	46	12

30. (ASKED OF LEANED REPUBLICANS) For each item I name, please tell me if it is a major reason to (support) that candidate, a major reason to (oppose) that candidate, or not a major factor?

1/15/12 - Summary Table

	Major reason to support	Major reason to oppose	Not a major factor	No op.
a. Mitt Romney's policies on health care when he was governor of Massachusetts	21	27	36	16
b. Ron Paul's opposition to U.S. military interventions overseas	25	49	19	7
c. Rick Santorum's support for earmarks as a U.S. Senator	14	31	38	17

Trend:

a. Mitt Romney's policies on health care when he was governor of Massachusetts

Major	Major	Not a
-------	-------	-------

	reason to support	reason to oppose	major factor	No op.
1/15/12	21	27	36	16
12/18/11	28	36	27	9

b. Ron Paul's opposition to U.S. military interventions overseas

	Major reason to support	Major reason to oppose	Not a major factor	No op.
1/15/12	25	49	19	7
12/18/11	29	45	20	6

c. No trend.

31. (ASKED OF LEANED REPUBLICANS) Given what you know, do you have a favorable or unfavorable view of (ITEM)? Do you feel that way strongly or somewhat?

1/15/12 - Summary Table

	-- Favorable --			- Unfavorable -			No op.
	NET	Str.	Smwt.	NET	Smwt.	Str.	
a. Gingrich's work, since leaving elective office, as a consultant for companies with an interest in federal policymaking	29	8	21	51	25	26	20
b. Romney's work buying and restructuring companies before he went into politics	51	22	29	29	17	13	20
c. Santorum's position that abortion should be illegal in all cases, including in cases of rape, incest or mortal danger to the mother	28	18	11	65	14	51	7

Trend:

a. Gingrich's work, since leaving elective office, as a consultant for companies with an interest in federal policymaking

	----- Favorable -----			----- Unfavorable -----			No opinion
	NET	Strongly	Somewhat	NET	Somewhat	Strongly	
1/15/12	29	8	21	51	25	26	20
12/18/11	33	10	23	44	25	19	23

b. Romney's work buying and restructuring companies before he went into politics

	----- Favorable -----			----- Unfavorable -----			No opinion
	NET	Strongly	Somewhat	NET	Somewhat	Strongly	
1/15/12	51	22	29	29	17	13	20
12/18/11	54	22	33	20	13	6	26

c. No trend.

32. If the 2012 presidential election were being held today and the candidates were (Barack Obama, the Democrat) and ([ITEM], the Republican), for whom would you vote? Would you lean toward (Obama) or toward (ITEM)?

NET LEANED VOTE PREFERENCE - GEN POP

1/15/12 - Summary Table

	Obama	Rep.	Other (vol.)	Neither (vol.)	Would not vote (vol.)	No opinion
--	-------	------	--------------	----------------	-----------------------	------------

a. Mitt Romney	46	47	*	2	3	2
b. Newt Gingrich	53	38	*	4	4	2
c. Ron Paul	49	41	1	3	4	3
d. Rick Santorum	52	39	*	3	3	2

NET LEANED VOTE PREFERENCE - REG VOTERS

1/15/12 - Summary Table

	Obama	Rep.	Other (vol.)	Neither (vol.)	Would not vote (vol.)	No opinion
a. Mitt Romney	46	48	*	2	2	2
b. Newt Gingrich	52	40	*	3	3	2
c. Ron Paul	49	42	1	3	3	2
d. Rick Santorum	52	41	*	2	2	2

Trend:

a. Mitt Romney

	Obama	Romney	Other (vol.)	Neither (vol.)	Would not vote (vol.)	No opinion
1/15/12	46	47	*	2	3	2
12/18/11	49	46	*	2	2	1
11/3/11	48	45	*	3	2	1
10/2/11	47	46	*	3	1	2
9/1/11	46	47	*	2	3	2
7/17/11	51	44	*	2	1	2
6/5/11	47	47	*	2	1	2
4/17/11	49	45	*	3	1	2
1/15/12 RV	46	48	*	2	2	2
12/18/11 RV	47	47	*	2	2	1
11/3/11 RV	46	47	*	3	2	1
10/2/11 RV	46	48	*	2	1	2
9/1/11 RV	45	49	*	2	2	2
7/17/11 RV	49	47	*	2	1	1
6/5/11 RV	46	49	*	2	1	2
4/17/11 RV	49	45	*	3	1	1

b. Newt Gingrich

	Obama	Gingrich	Other (vol.)	Neither (vol.)	Would not vote (vol.)	No opinion
1/15/12	53	38	*	4	4	2
12/18/11	51	42	1	3	2	1
6/5/11	52	42	1	3	1	1
4/17/11	54	39	*	3	2	1
1/15/12 RV	52	40	*	3	3	2
12/18/11 RV	51	43	*	3	2	1
6/5/11 RV	50	44	1	2	1	2
4/17/11 RV	54	39	*	4	2	1

c. Ron Paul

	Obama	Paul	Other (vol.)	Neither (vol.)	Would not vote (vol.)	No opinion
1/15/12	49	41	1	3	4	3
12/18/11	50	43	*	3	2	1
7/17/11	53	41	*	2	1	3
1/15/12 RV	49	42	1	3	3	2



12/18/11 RV	49	44	*	4	2	1
7/17/11 RV	52	42	*	2	2	2

d. No trend.

33. Just your best guess, who do you think will win the presidential election this year - (Obama) or (the Republican candidate)?

	Obama	Rep. candidate	No opinion
1/15/12	46	49	5
12/18/11	46	49	5
10/2/11	37	55	8

34. What do you think is the bigger problem in this country - (unfairness in the economic system that favors the wealthy), or (over-regulation of the free market that interferes with growth and prosperity)?

	Unfairness	Over-regulation	Both (vol.)	Neither (vol.)	No opinion
1/15/12	55	35	5	2	4

35. (IF UNFAIRNESS OR OVER-REGULATION) Who do you think will be better able to deal with that problem (Obama) or (the Republican candidate for president)?

1/15/12 - Summary Table

	Obama	Rep. candidate	No opinion
(IF UNFAIRNESS)	64	28	8
(IF OVER-REGULATION)	21	74	5

34/35 NET:

	--- Economic unfairness ---				- Market over-regulation -				Both	Neither	No
	NET	Obama	Rep.	No op.	NET	Obama	Rep.	No op.	(vol)	(vol)	op.
1/15/12	55	35	15	4	35	7	26	2	5	2	4

38. On another subject, what is your view of the Tea Party political movement - would you say you support it strongly, support it somewhat, oppose it somewhat or oppose it strongly?

	----- Support -----			----- Oppose -----			No
	NET	Strongly	Somewhat	NET	Somewhat	Strongly	opinion
1/15/12	40	13	28	50	23	27	10
12/18/11	42	13	28	45	20	26	13
11/3/11	43	14	29	44	20	24	13
10/2/11	42	12	30	47	20	27	11
9/1/11	47	13	35	45	18	27	8
7/17/11	44	13	31	46	23	24	10
6/5/11	46	13	33	44	21	24	10
4/17/11	42	16	26	49	21	27	10

\*\*\*END\*\*\*