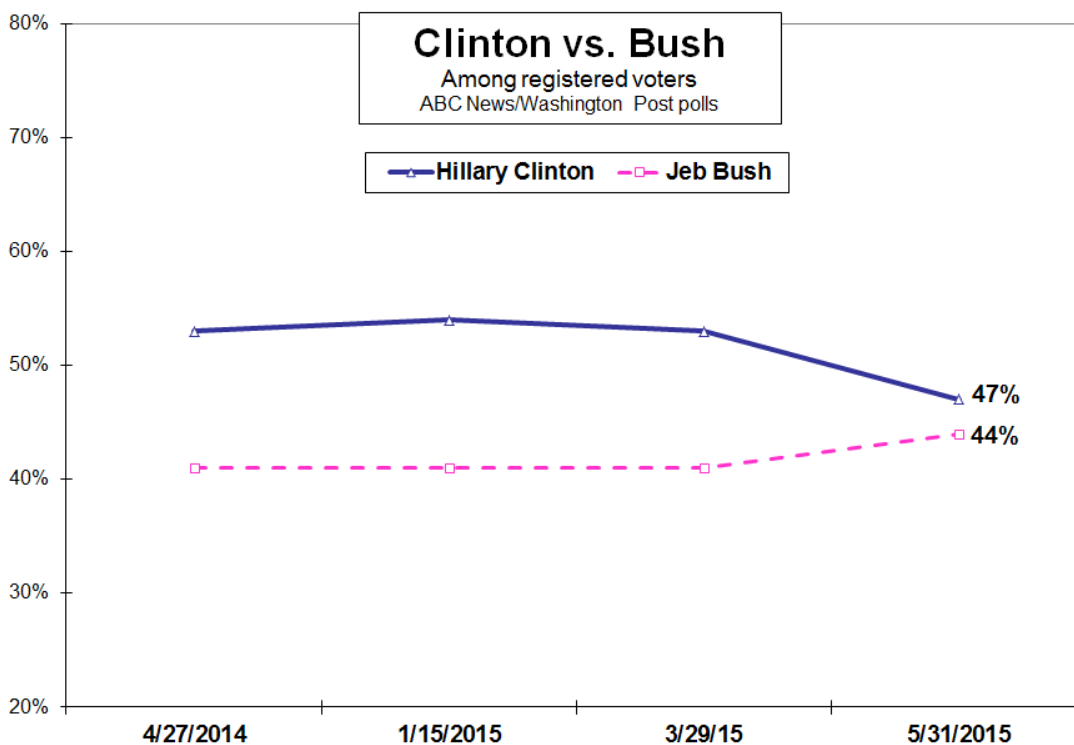


Bush Slides Into a GOP Free-For-All; Clinton Weakens on Trustworthiness

Weakening ratings for Hillary Clinton present opportunities for her potential Republican opponents, even as their own contest morphs into an all-out free-for-all, with Jeb Bush surrendering his frontrunner status in the latest ABC News/Washington Post poll.

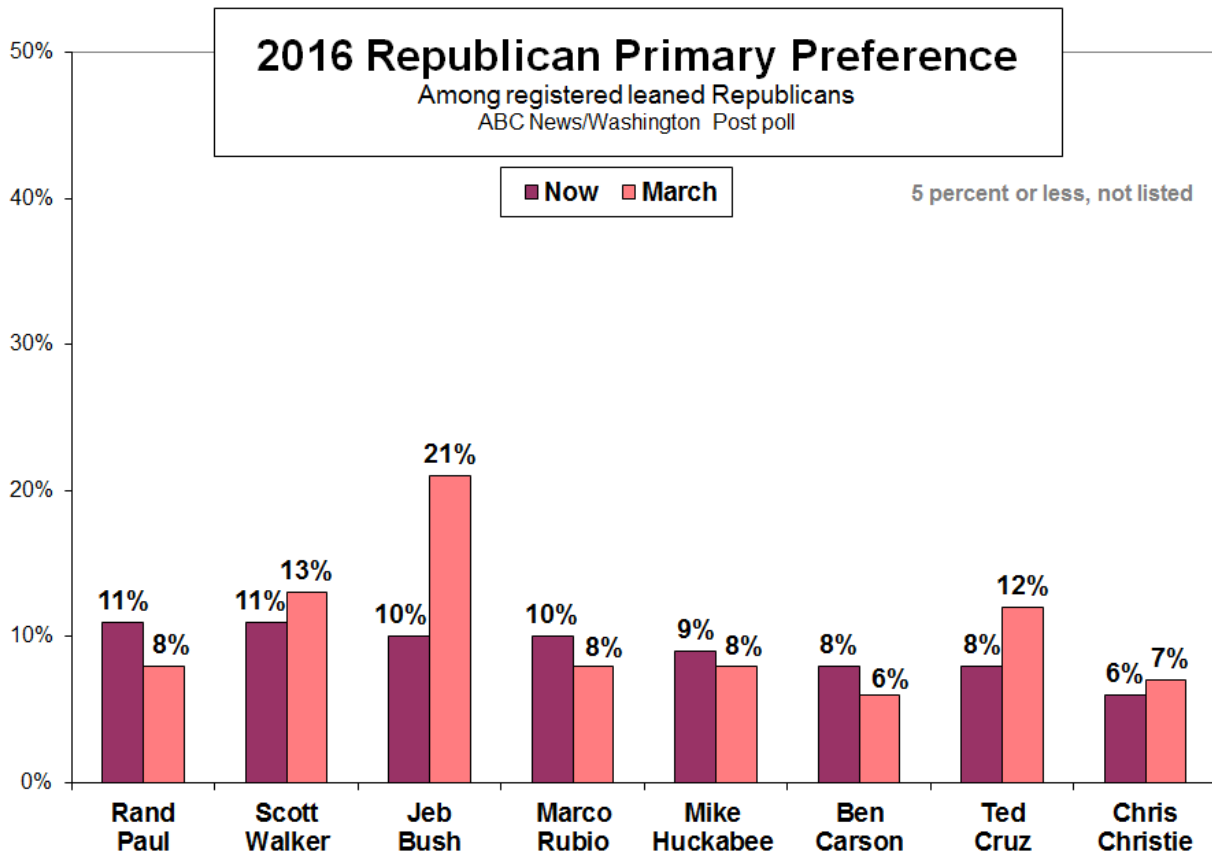
While still far ahead for her party's nomination, Clinton faces challenges. She's slipped underwater in personal favorability for the first time since her unsuccessful run for the presidency in 2008. She's deeper in the hole for honesty and trustworthiness – down 5 points in just two months and 12 points in the last year. And Americans by 17- to 24-point margins disapprove of her handling of recent questions on her use of personal e-mail while secretary of state, her handling of the Benghazi attack in Libya and fundraising by her family's foundation.

Indeed, while Bush has lost ground in the contest for the GOP nomination, Clinton does less well against him in a head-to-head matchup. The gap between them has closed from 12 points to three – 47-44 percent, Clinton-Bush, among registered voters, vs. 53-41 percent two months ago.



Bush, at the same time, has even greater difficulties with personal favorability than Clinton, and a far weaker home base. He's lost 11 points in support for the nomination among Republicans

and GOP-leaning independents who are registered to vote, from a front-running 21 percent in March to 10 percent now, smack alongside Scott Walker and Rand Paul (11 percent apiece) and Marco Rubio (10 percent). Mike Huckabee has 9 percent support, Ted Cruz and Ben Carson, 8 percent each.



Bush’s decline has come among Republicans (as opposed to GOP-leaning independents) and evangelicals – groups with high turnout in GOP primaries and caucuses – as well as among moderates. His difficulties include baggage from his brother’s administration; the public by an 18-point margin disapproves of how he’s answered questions about whether he would have ordered the U.S.-led invasion of Iraq. And 55 percent of Americans see Bush as out of touch with the concerns of average Americans – a greater weakness for him than this measure is for Clinton.

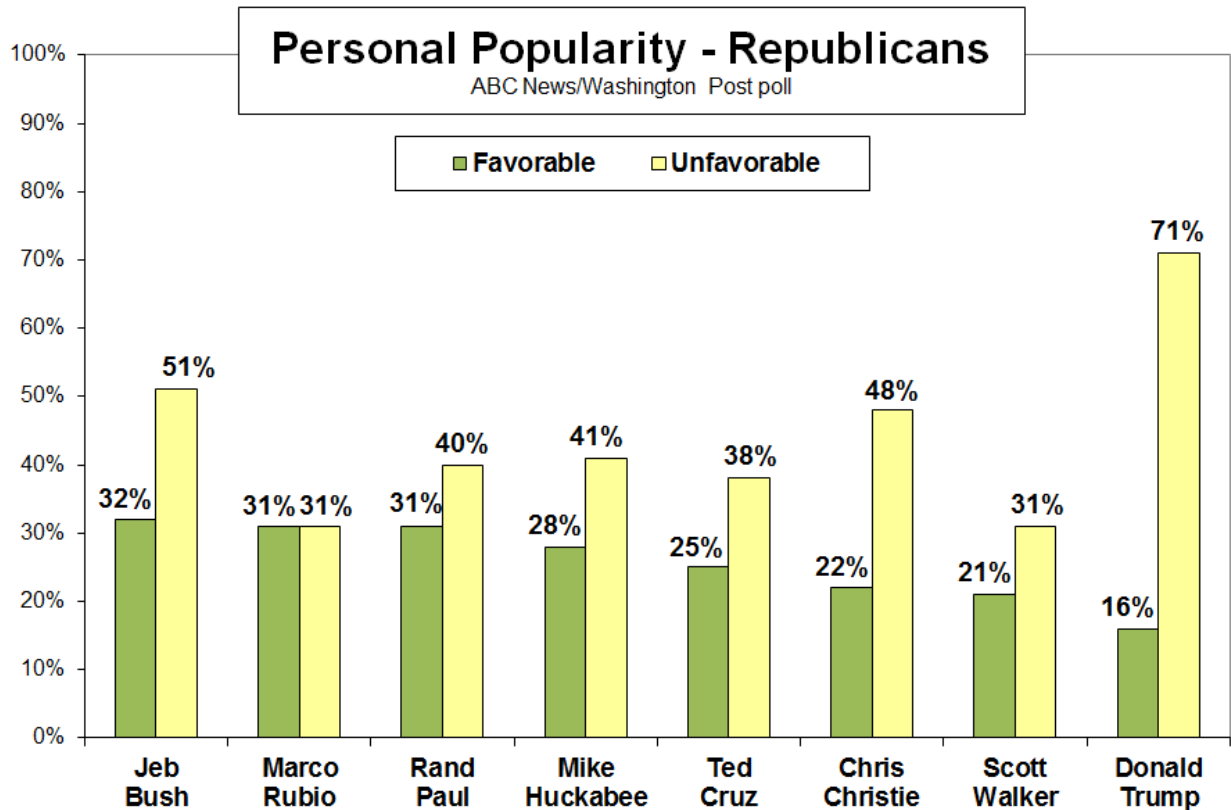
That said, the questions facing Clinton – particularly regarding Benghazi and her foundation’s fundraising – are more apt than a hypothetical Iraq do-over to be seen as legitimate issues in the 2016 campaign. Her decline vs. Bush among registered voters, from 53 percent in March to 47 percent now, is a significant one.

The churn in this poll, produced for ABC by [Langer Research Associates](#), is fascinating: A weaker result for Bush in his base, a better result for him against Clinton. Add to that one more finding: Whatever their current positions, were it a Bush-Clinton matchup, the public by 55-39 percent thinks Clinton would win.

GOP FIELD – Bush, of course, hasn’t even announced his candidacy; he’s expected to do so later this month. Among those who are in the race, it’s Rubio who’s shown the most movement – up 7 points in personal favorability, down 7 in unfavorable views, since the last ABC/Post poll completed March 29. His 10 percent support for the nomination, while underwhelming in real terms, is numerically his highest in ABC/Post polls in the past year.

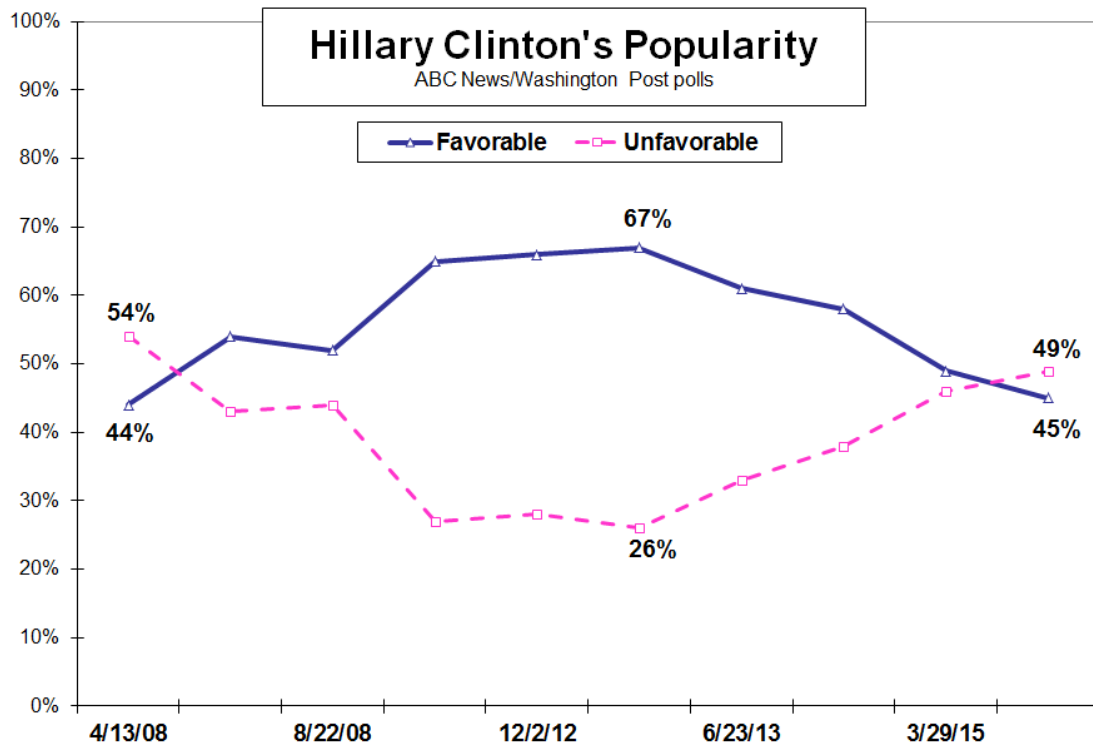
Rubio also has the distinction of being the only one of nine potential GOP candidates tested for favorability in this poll who’s not underwater in this most basic measure of popularity. But he has fairly low recognition overall – 31-31 percent, favorable-unfavorable, with the rest up in the air.

By comparison just more than half of Americans, 51 percent, see Bush unfavorably; he’s rated more negatively than positively by a 19-point margin. Nearly as many, 48 percent, see Chris Christie unfavorably, and he’s underwater by 26 points. The measuring stick is submerged by 19 points for Rick Santorum, 13 points for Huckabee and Cruz, 10 points for Walker and 9 for Paul.



That leaves one with the submarine trophy: Donald Trump, who’s announced that he’ll make his intentions known June 16. A remarkable 71 percent of Americans see him unfavorably, just 16 percent favorably. After the economic dislocation of the last eight years, being associated with the phrase “you’re fired” may not be the best career move for a would-be candidate.

DEM FIELD – On the Democratic side, 45 percent of Americans see Clinton favorably overall, vs. 49 percent unfavorably. Her favorable rating has plummeted by 22 points from 67 percent during her popular tenure as secretary of state.



Perhaps most alarmingly for her campaign, the number who see Clinton as honest and trustworthy has dropped from 53 percent a year ago, then 46 percent two months ago, to 41 percent now. Fifty-two percent now don't see her as honest and trustworthy, the most, again, since April 2008. And while she's 11 points underwater on this score, Bush is +5, 45-40 percent – not better than Clinton in being seen as honest, but less bad, with more undecided.

Some of this reflects the consequences of Clinton re-entering the political fray, but some is self-inflicted. Just 31 percent of Americans approve of the way she's handled questions about her use of personal e-mail while secretary of state; 55 percent disapprove. It's 33-50 percent, approve-disapprove, on her handling of questions on Benghazi and on her family's foundation.

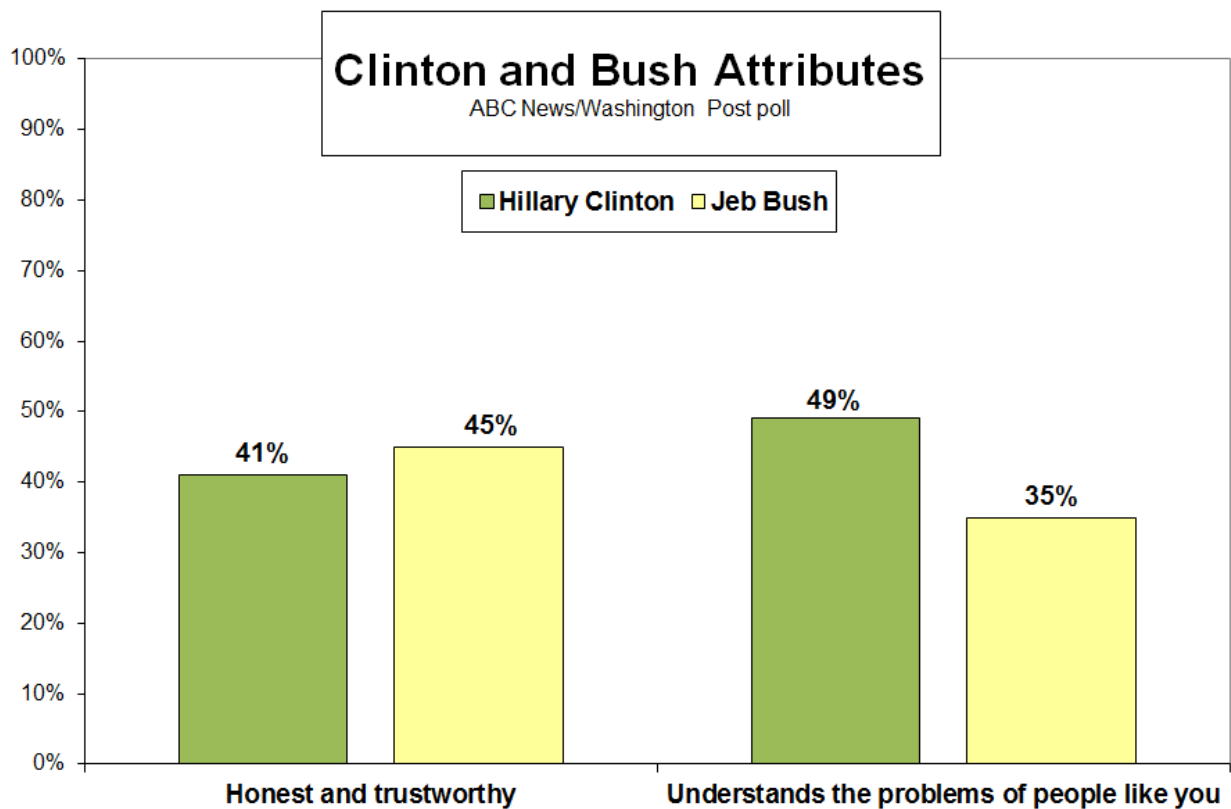
Moreover, 48, 55 and 53 percent, respectively, call these legitimate issues in the campaign. (Forty-four percent see questions about whether Jeb Bush would have ordered the Iraq invasion as a legitimate issue.)

Whatever her difficulties, Clinton commands 62 percent support for the nomination among Democrats and Democratic-leaning independents who are registered to vote. Joe Biden has 14 percent support and Bernie Sanders steps into Elizabeth Warren's shoes with 10 percent. (Having said she won't run, Warren was left off the list in this survey.)

EMPATHY – One potential differentiator is the extent to which a candidate is seen to “understand the problems of people like you” – something Clinton’s clearly focused on since announcing her candidacy. There’s good reason for that: Social psychology research has shown that gender stereotypes make it more challenging for a woman than for a man to be seen as competent and to be personally popular at the same time. And empathy can be an important political attribute; it was key to Barack Obama’s re-election over Mitt Romney in 2012.

Clinton’s efforts may be helping her: Even as she’s lost ground more generally, she’s held essentially steady on empathy. Forty-nine percent of Americans think she understands their problems, vs. 47 percent two months ago, before she announced her candidacy April 12.

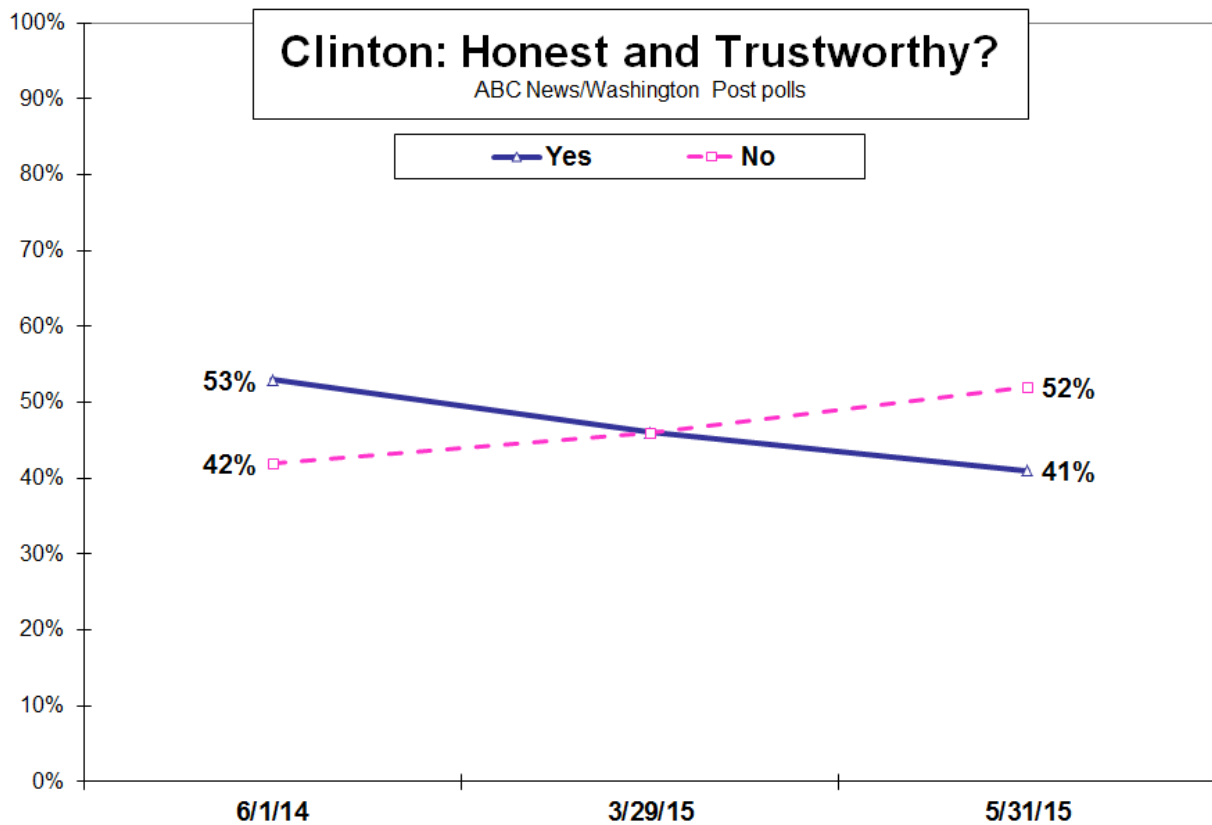
It’s an attribute on which Clinton is rated considerably better than Bush – just 35 percent think he understands their problems, while 55 percent think he does not. Clinton has an 11-point comparative advantage on this question among independents and 18 points among moderates. And while whites are equally likely to see Clinton and Bush as empathetic, two-thirds of nonwhites say Clinton understands their problems, while just 28 percent say the same about Bush. A vast advantage among nonwhites, a growing slice of the electorate, is key for Clinton.



In a related question, the public divides, 44-42 percent, on what’s more important to them, a presidential candidate’s positions on the issues, or his or her empathy. And it cuts to vote: Clinton leads Bush by 54-36 percent among registered voters focused on a candidate who understands their problems, while it’s a 50-42 percent Bush-Clinton race among those more

concerned with policy. Clinton's focus on empathy, then, is likely to be a persistent feature of her campaign.

HONESTY – As noted, Clinton's lost 12 points in being seen as honest and trustworthy since June 2014. That's occurred disproportionately in three groups: college graduates (from 57 percent to 34 percent), white Catholics (from 50 to 27 percent; they're a sometimes swing-voting group) and urban dwellers (from 67 to 47 percent).



Clinton's more likely to be seen as trustworthy in some of her core groups, including more women than men (49 vs. 32 percent) and more non-whites than whites (59 vs. 32 percent). Seven in 10 Democrats see her as trustworthy vs. 36 percent of independents and 14 percent of Republicans. But in each of these groups, her ratings have declined, at least numerically.

Notably, even among those who intend to vote for her in the Democratic primary, just 78 percent see Clinton as trustworthy. And her rating on this score is particularly weak among those who disapprove of her handling of questions about Clinton Foundation fundraising, personal e-mail and Benghazi.

Bush, for his part, is seen as honest and trustworthy by 53 percent of adults over 50 vs. just 37 percent of younger adults, and more so among college graduates than non-graduates, 55 vs. 40 percent.

LEGACY – On the legacy front, Clinton is somewhat more apt than Bush to be seen as her own person in policy terms. Sixty-six percent of Americans think she'd mainly come up with new policies rather than following those of her husband, Bill Clinton; 58 percent think she'd create new policies rather than follow Obama's.

Comparable numbers are somewhat lower for Bush: Closer to half, 51 and 47 percent, respectively, think he'd have new policies rather than following those of his brother, George W. Bush, or his father, George Bush.

Both Clinton and Bush do better among registered voters who think they'll create new policies. But the baggage for Bush is notably heavy: Among those who think he'd follow his brother's policies, 70 percent support Clinton, vs. 18 percent for Bush.

Bush, then, has his own challenging path – seeking to establish his independence from his brother's policies while at the same time not antagonizing George W. Bush's fans within the Republican Party.

PRIMARY GROUPS – Bush's decline in support for his party's nomination is broadly based, but notable among some groups. He's down 18 points among evangelical white Protestants, 16 points among moderates and 12 points among Republicans (as opposed to GOP-leaning independents). He led in these groups in March, but with these declines he has fallen into the general pack.

	Nomination support for Bush among leaned Republican RVs		
	Now	March	Difference
All	10%	21	-11 pts
Republicans	10	22	-12
Independents	13	14	-1
Moderates	15	31	-16
Conservatives NET	7	16	-9
Somewhat cons.	12	22	-10
Very cons.	1	8	-7
Evangelical white Protestants	6	24	-18

In March, Bush, Walker and Cruz had the most support from conservatives, with Bush's support driven by those who identify themselves as somewhat rather than very conservative. Today, conservatives split between Walker, Rubio, Carson, Cruz and Huckabee, with Bush dropping behind. Bush even has moved to mid-pack among "somewhat" conservatives, with virtually no support from very conservative Republicans, a party mainstay.

One further result on the GOP side shows that most leaned Republicans don't demand ideological purity: Just 19 percent say their nominee should "take only conservative positions,"

while 71 percent say some moderate positions are OK. But even in the latter group, Bush gets just 11 percent support.

	----- Among leaned Republican registered voters -----						
	Bush	Walker	Cruz	Huckabee	Paul	Rubio	Carson
Moderates	15%	10	1	8	15	10	5
Conservatives NET	7	14	12	11	9	12	12
Somewhat cons.	12	14	8	9	10	12	7
Very cons.	1	13	19	12	7	12	17
Evangelical white							
Protestants	6	16	11	16	11	13	9
Republicans	10	11	9	10	7	12	7
Independents	13	11	7	7	17	9	11

On the Democratic side, Clinton's lead in the primary has held essentially even and remains substantial. She has taken a hit among women - 62 percent support her now vs. 73 percent in March. She also continues to be particularly strong among racial and ethnic minorities, with 72 percent support vs. 56 percent among whites.

TWO-WAY GROUPS – The most striking change in the head-to-head matchup between Clinton and Bush is a decline in Clinton’s support among women, from 59-36 percent in March to 49-43 percent now. Men continue to split, now 44-46 percent, Clinton-Bush.

The shift among women is generational; it’s occurred almost exclusively among women younger than age 50 – from 72-22 percent two months ago to 48-43 percent now. It’s also happened to a lesser extent among college educated white women, a potentially important voting group: They supported Clinton 57-34 percent in March, but now divide evenly, 45-46 percent.

Among other groups, Clinton’s gone from a 61-point margin among nonwhites, 78-17 percent, to a 47-point split, 70-23 percent; whites still break for Bush. A 48-43 percent Clinton-Bush split among independents in March is now 46-40 percent Bush-Clinton. And while more moderates support Clinton than Bush, 51-42 percent, that gap has declined from 24 to 9 points.

Another result underscores the influence of issues as well as candidate attributes. Among registered voters who think the federal government should pursue policies to reduce the income gap between wealthy and less well-off adults, two-thirds support Clinton. Among those who oppose government action, two-thirds back Bush. With that sort of differentiation, we’re sure to hear more about this issue – as well as empathy, honesty and the rest – in the campaign ahead.

METHODOLOGY – This ABC News/Washington Post poll was conducted by landline and cellular telephone May 28-31, 2015, in English and Spanish, among a random national sample of 1,001 adults, including 836 registered voters. Results have a margin of [sampling error](#) of 3.5 points for the full sample, and 4.0 for registered voters, including design effect. Partisan divisions are 30-22-36 percent, Democrats-Republicans-independents.

The survey was produced for ABC News by [Langer Research Associates](#) of New York, N.Y., with sampling, data collection and tabulation by Abt-SRBI of New York, N.Y.

Analysis by Gary Langer.

ABC News polls can be found at ABCNEWS.com at <http://abcnews.com/pollingunit>.

Media contacts: [Van Scott, 212 456-7243](#), or [Julie Townsend, \(212\) 456-4934](#).

Full results follow.

* in data columns = less than 0.5 percent

1-4, 19-22 held for release.

5. Thinking about possible presidential candidates, do you have a favorable or unfavorable impression of [ITEM]? Do you feel that way strongly or somewhat?

5/31/15 - Summary Table

	----- Favorable -----			----- Unfavorable -----			No opinion
	NET	Strongly	Somewhat	NET	Somewhat	Strongly	
a. Hillary Clinton	45	24	21	49	10	39	6
b. Jeb Bush	32	8	23	51	17	34	17
c. Marco Rubio	31	9	22	31	14	17	37
d. Scott Walker	21	9	12	31	11	20	48
e. Ted Cruz	25	7	18	38	13	25	37
f. Rand Paul	31	8	23	40	19	21	29
g. Chris Christie	22	5	17	48	19	29	29
h. Mike Huckabee	28	9	20	41	17	24	31
i. Donald Trump	16	7	9	71	16	55	13
j. Rick Santorum	21	6	15	40	15	26	39

Trend:

a. Hillary Clinton

	----- Favorable -----			----- Unfavorable -----			No opinion
	NET	Strongly	Somewhat	NET	Somewhat	Strongly	
5/31/15	45	24	21	49	10	39	6
3/29/15	49	30	20	46	11	35	4
1/23/14	58	32	26	38	12	26	4
6/23/13	61	31	30	33	13	21	6
1/20/13	67	35	32	26	12	14	6
12/2/12	66	35	30	28	14	14	6
4/22/12	65	33	32	27	14	13	8
8/22/08 RV	52	29	23	44	14	30	4
6/15/08	54	26	28	43	17	26	3
4/13/08	44	22	23	54	15	39	2
1/12/08	58	32	26	40	11	29	2
11/1/07	50	28	22	46	11	35	4
2/25/07	49	25	24	48	13	35	3
1/19/07	54	31	23	44	14	30	3
12/11/06	56	27	29	40	11	29	4
5/15/06	54	29	25	42	11	31	4
3/5/06	52	27	25	46	12	33	2
6/5/05	51	NA	NA	46	NA	NA	3
6/1/03	44	15	29	48	16	32	8

Call for full trend.

b. Jeb Bush

	----- Favorable -----			----- Unfavorable -----			No
	NET	Strongly	Somewhat	NET	Somewhat	Strongly	opinion
5/31/15	32	8	23	51	17	34	17
3/29/15	33	11	22	53	20	33	14
6/3/12	36	13	22	45	18	27	19

c. Marco Rubio

	----- Favorable -----			----- Unfavorable -----			No
	NET	Strongly	Somewhat	NET	Somewhat	Strongly	opinion
5/31/15	31	9	22	31	14	17	37
3/29/15	24	8	16	38	19	19	38
6/23/13	26	7	19	25	16	16	49
8/10/12	29	13	16	26	14	12	45
6/3/12	29	9	20	32	16	16	39

d. Scott Walker

	----- Favorable -----			----- Unfavorable -----			No
	NET	Strongly	Somewhat	NET	Somewhat	Strongly	opinion
5/31/15	21	9	12	31	11	20	48
3/29/15	23	8	14	30	13	17	47

e. Ted Cruz

	----- Favorable -----			----- Unfavorable -----			No
	NET	Strongly	Somewhat	NET	Somewhat	Strongly	opinion
5/31/15	25	7	18	38	13	25	37
3/29/15	25	8	17	45	17	29	30

f. Rand Paul

	----- Favorable -----			----- Unfavorable -----			No
	NET	Strongly	Somewhat	NET	Somewhat	Strongly	opinion
5/31/15	31	8	23	40	19	21	29
3/29/15	29	7	21	42	21	21	29

g. Chris Christie

	----- Favorable -----			----- Unfavorable -----			No
	NET	Strongly	Somewhat	NET	Somewhat	Strongly	opinion
5/31/15	22	5	17	48	19	29	29
3/29/15	26	5	21	51	21	30	24
1/23/14	35	8	26	40	20	20	25

h. Mike Huckabee

	----- Favorable -----			----- Unfavorable -----			No
	NET	Strongly	Somewhat	NET	Somewhat	Strongly	opinion
5/31/15	28	9	20	41	17	24	31
1/12/08	42	14	28	38	20	18	20
11/1/07	21	6	15	30	20	11	49

i. Donald Trump

	----- Favorable -----			----- Unfavorable -----			No
	NET	Strongly	Somewhat	NET	Somewhat	Strongly	opinion
5/31/15	15	7	9	71	16	55	13
12/18/11	40	12	29	48	21	27	12
1/16/00*	20	NA	NA	70	NA	NA	11
10/31/99*	18	NA	NA	70	NA	NA	12

* "Regardless of how you might vote, please tell me if you have a favorable or unfavorable impression of Donald Trump, or perhaps you don't know enough to say."

j. Rick Santorum

	----- Favorable -----			----- Unfavorable -----			No opinion
	NET	Strongly	Somewhat	NET	Somewhat	Strongly	
5/31/15	21	6	15	40	15	26	39
3/18/12	36	11	24	40	16	24	25
3/4/12	32	10	22	40	16	23	28
2/26/12	34	10	24	37	15	22	29
2/19/12	36	12	24	34	16	18	30
2/12/12	36	11	24	31	14	18	33
1/8/12	27	7	20	29	15	14	44

6. What's more important to you in choosing a candidate for president - (their positions on the issues) or (how much they understand the problems of people like you)?

	Positions on issues	Understand Problems	Both (vol.)	Neither (vol.)	No opinion
5/31/15	44	42	10	2	2

7. (ASKED OF LEANED REPUBLICANS) I'm going to read a list of possible candidates for the Republican nomination for president in 2016. If the 2016 Republican presidential primary or caucus in your state were being held today, for whom would you vote? Which candidate would you lean toward?

5/31/15 - NET LEANED VOTE PREFERENCE

	----- Among gen pop -----					
	5/31/15	3/29/15	12/14/14	10/12/14	4/27/14	1/23/14
Jeb Bush	13	20	15	15	14	18
Ben Carson	7	7	7	6	NA	NA
Chris Christie	5	6	8	7	10	13
Ted Cruz	7	13	8	4	6	12
Carly Fiorina	2	1	NA	NA	NA	NA
Lindsey Graham	1	1	NA	NA	NA	NA
Mike Huckabee	9	8	6	11	13	NA
Bobby Jindal	1	1	3	2	1	NA
John Kasich	3	1	2	2	2	NA
George Pataki	1	NA	NA	NA	NA	NA
Rand Paul	11	9	11	12	14	11
Rick Perry	2	2	5	6	6	NA
Marco Rubio	9	7	6	8	7	10
Rick Santorum	3	2	3	3	NA	NA
Donald Trump	5	NA	NA	NA	NA	NA
Scott Walker	11	12	6	1	5	NA
Paul Ryan	NA	NA	11	8	11	20
Other (vol.)	*	1	*	1	1	2
None of these (vol.)	1	3	2	3	4	4
Would not vote (vol.)	1	1	*	1	*	1
No opinion	6	4	7	10	5	9

	----- Among RVs -----					
	5/31/15	3/29/15	12/14/14	10/12/14	4/27/14	1/23/14
Jeb Bush	10	21	14	13	12	18
Ben Carson	8	6	8	7	NA	NA
Chris Christie	6	7	7	8	9	14
Ted Cruz	8	12	8	4	7	12
Carly Fiorina	2	1	NA	NA	NA	NA
Lindsey Graham	1	1	NA	NA	NA	NA
Mike Huckabee	9	8	7	12	14	NA

Bobby Jindal	*	1	3	2	2	NA
John Kasich	3	1	2	2	1	NA
George Pataki	1	NA	NA	NA	NA	NA
Rand Paul	11	8	10	12	15	11
Rick Perry	2	1	5	6	5	NA
Marco Rubio	10	8	7	8	6	10
Rick Santorum	4	2	3	4	NA	NA
Donald Trump	4	NA	NA	NA	NA	NA
Scott Walker	11	13	7	2	5	NA
Paul Ryan	NA	NA	11	9	12	18
Other (vol.)	*	1	*	1	2	2
None of these (vol.)	2	3	2	3	4	4
Would not vote (vol.)	1	1	*	0	*	1
No opinion	5	4	6	9	5	9

8. (ASKED OF LEANED REPUBLICANS) Do you think (the Republican nominee for president should take only conservative positions on issues) or do you think (it is OK to have the Republican nominee for president take moderate positions on some issues?) Do you feel that way strongly or somewhat?

	- Conservative Positions-			-- Moderate Positions ---			Depends (vol.)	No opinion
	NET	Strongly	Somewhat	NET	Somewhat	Strongly		
5/31/15	19	11	8	71	25	47	5	5
9/1/11	27	17	9	67	35	32	3	2
11/23/09*	27	21	5	69	32	37	3	2

*Washington Post: "Republican candidates"

9. (ASKED OF LEANED DEMOCRATS) I'm going to read a list of possible candidates for the Democratic nomination for president in 2016. If the 2016 Democratic presidential primary or caucus in your state were being held today, for whom would you vote? Which candidate would you lean toward?

5/31/15 - NET LEANED VOTE PREFERENCE

	----- Among Gen pop -----						
	5/31/15	3/29/15	12/14/14	10/12/14	6/1/14	1/23/14	
Joe Biden	14	11	14	13	12	12	
Lincoln Chafee	1	NA	NA	NA	NA	NA	
Hillary Clinton	63	66	63	65	66	73	
Martin O'Malley	2	1	1	1	1	NA	
Bernie Sanders	9	4	4	1	2	NA	
Elizabeth Warren	NA	11	11	10	7	8	
Jim Webb	2	2	3	3	2	NA	
Andrew Cuomo	NA	NA	NA	NA	2	NA	
Brian Schweitzer	NA	NA	NA	NA	1	NA	
Other (vol.)	2	*	*	0	0	1	
None of these (vol.)	3	1	1	2	2	2	
Would not vote (vol.)	1	1	1	*	*	*	
No opinion	2	3	2	5	4	3	

	----- Among RVs -----						
	5/31/15	3/29/15	12/14/14	10/12/14	6/1/14	1/23/14	
Joe Biden	14	12	14	13	12	11	
Lincoln Chafee	1	NA	NA	NA	NA	NA	
Hillary Clinton	62	66	61	64	69	73	
Martin O'Malley	3	*	*	1	2	NA	
Bernie Sanders	10	5	4	1	2	NA	
Elizabeth Warren	NA	12	13	11	7	9	
Jim Webb	1	1	3	2	1	NA	
Andrew Cuomo	NA	NA	NA	NA	2	NA	
Brian Schweitzer	NA	NA	NA	NA	1	NA	

Other (vol.)	2	*	*	0	0	*
None of these (vol.)	4	2	1	3	2	3
Would not vote (vol.)	1	1	1	0	0	*
No opinion	1	2	2	5	2	4

10. If the 2016 presidential election were being held today and the candidates were (Hillary Clinton, the Democrat) and (Jeb Bush, the Republican), for whom would you vote? Would you lean toward (Clinton) or toward (Bush)?

NET LEANED VOTE PREFERENCE - GEN POP

	Hillary Clinton	Jeb Bush	Other (vol.)	Neither (vol.)	Would not vote (vol.)	No opinion
5/31/15	49	41	1	3	5	1
3/29/15	54	40	*	2	2	2

NET LEANED VOTE PREFERENCE - RVs

	Hillary Clinton	Jeb Bush	Other (vol.)	Neither (vol.)	Would not vote (vol.)	No opinion
5/31/15	47	44	1	3	4	1
3/29/15	53	41	1	1	2	2
1/15/15	54	41	0	2	1	1
4/27/14	53	41	*	4	1	1

11. Regardless of whom you support, if (Clinton) and (Bush) are the nominees for president, who would you expect to win, (Clinton) or (Bush)?

	Clinton	Bush	Other (vol.)	No opinion
5/31/15	55	39	1	5

12. If Hillary Clinton were elected president, do you think she'd mainly follow the same policies as [ITEM] or come up with new policies? Is that a good thing or a bad thing?

5/31/15 - Summary Table*

	NET	Same Good	Same Bad	NET	New Good	New Bad	No opinion
a. Barack Obama	34	10	23	58	44	14	9
b. Bill Clinton	24	12	12	66	47	20	10

*Half sample asked item a; other half sample asked item b.

13. If Jeb Bush were elected president, do you think he'd mainly follow the same policies as [ITEM] or come up with new policies? Is that a good thing or a bad thing?

5/31/15 - Summary Table*

	NET	Same Good	Same Bad	NET	New Good	New Bad	No opinion
a. his brother, George W. Bush	40	7	33	51	45	5	10
b. his father, George H.W. Bush	43	12	31	47	41	6	10

*Half sample asked item a; other half sample asked item b.

14. Please tell me whether the following statement applies to Hillary Clinton, or not: [ITEM]?

5/31/15 - Summary Table

	Yes	No	No opinion
a. She is honest and trustworthy	41	52	7
b. She understands the problems of people like you	49	46	5

Trend:

a. She is honest and trustworthy

	Yes	No	No opinion
5/31/15	41	52	7
3/29/15	46	46	7
6/1/14	53	42	5
4/13/08	39	58	3
5/15/06	52	42	6

b. She understands the problems of people like you

	Yes	No	No opinion
5/31/15	49	46	5
3/29/15	47	48	5
6/1/14	54	41	5
5/15/06	54	43	3

15. Please tell me whether the following statement applies to Jeb Bush, or not:
[ITEM]?

5/31/15 - Summary Table

	Yes	No	No opinion
a. He is honest and trustworthy	45	40	15
b. He understands the problems of people like you	35	55	10

16. Do you approve or disapprove of the way Hillary Clinton is handling questions about [ITEM]?

5/31/15 - Summary Table

	Approve	Disapprove	No opin.
a. Fundraising by her family's nonprofit foundation, the Clinton Foundation	33	50	17
b. Her use of personal e-mail while she was secretary of state	31	55	14
c. The attack on the U.S. consulate in Benghazi, Libya, in 2012 while she was secretary of state	33	50	17

Compare to: The Benghazi attack occurred when Hillary Clinton was secretary of state. Do you approve or disapprove of the way she handled this incident?

	----- Approve -----			----- Disapprove -----			No opinion
	NET	Strongly	Somewhat	NET	Somewhat	Strongly	
6/1/14	37	17	20	50	17	33	13

17. Do you approve or disapprove of the way Jeb Bush is handling questions about whether or not he would have ordered the U.S.-led invasion of Iraq in 2003?

	Approve	Disapprove	No opinion
5/31/15	26	44	30

18. Do you think [ITEM] is or is not a legitimate issue in next year's presidential election?

5/31/15 - Summary Table*

	Legitimate	Not legitimate	No op.
a. Fundraising by the Clinton Foundation	53	37	10
b. Hillary Clinton's use of personal e-mail while she was secretary of state	48	45	7
c. Hillary Clinton's handling of the Benghazi incident	55	36	9
d. Whether or not Jeb Bush would have ordered the U.S.-led invasion of Iraq in 2003	44	48	8

*Half sample asked items a-b; other half sample asked items c-d.

END