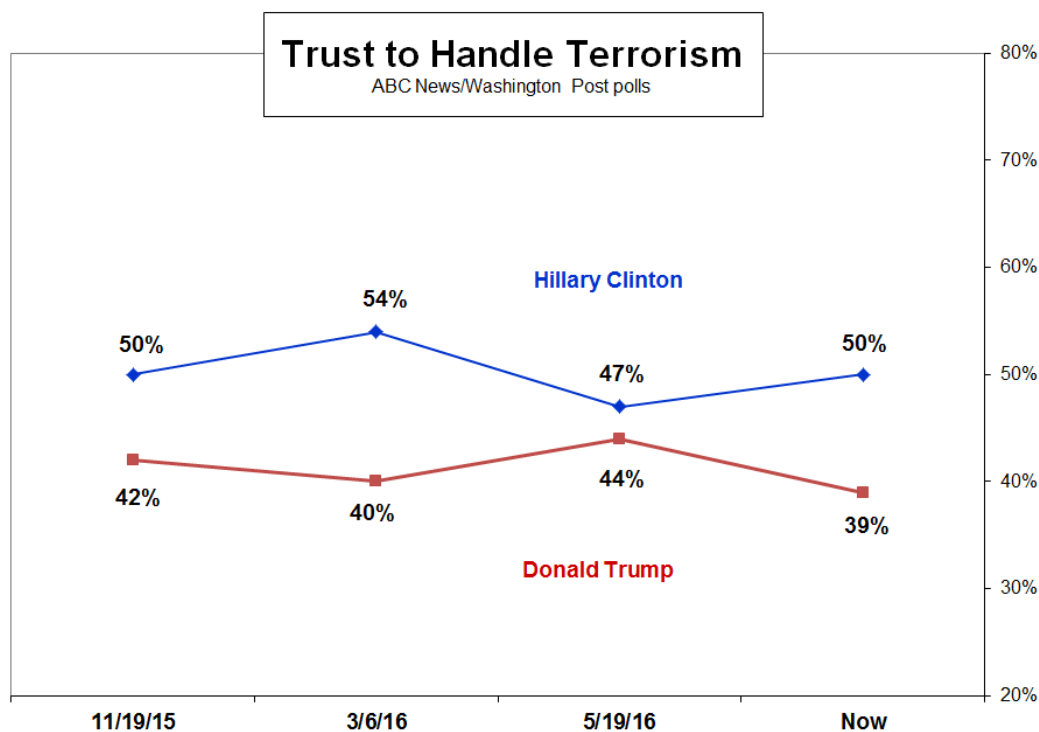


Vast Support for a Watch-List Gun Ban; Clinton Prevails in Response to Orlando

Americans overwhelmingly support banning gun purchases by individuals on the FBI's terrorist watch list – an initiative that's thus far failed in Congress. And Hillary Clinton has moved ahead of Donald Trump in trust to handle terrorism, boosted by her response to the Orlando attack.

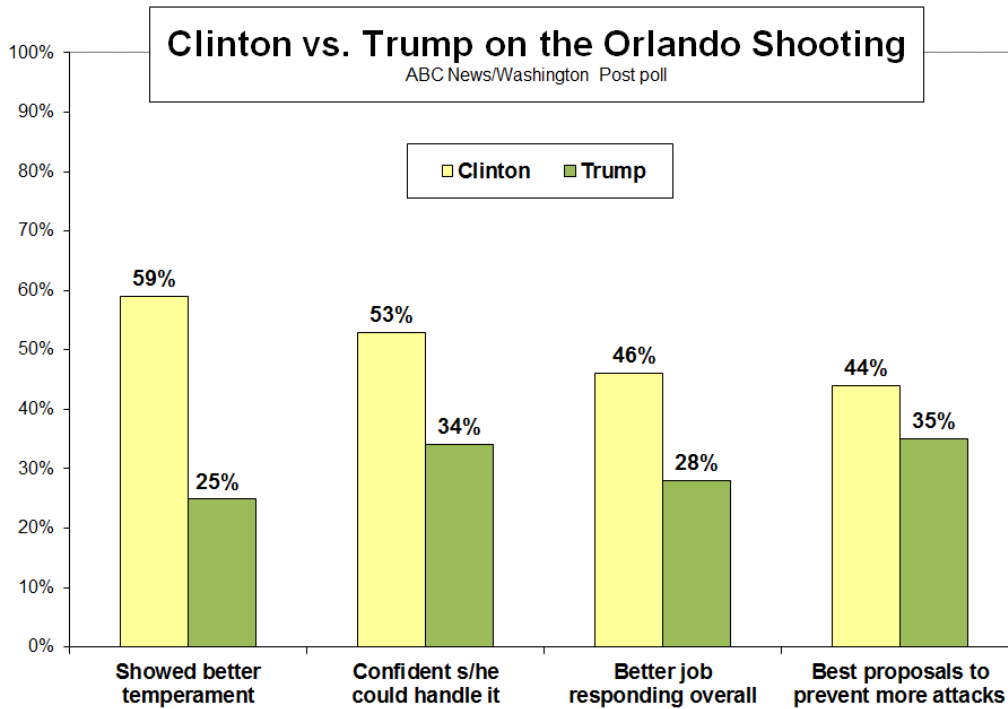
Eighty-six percent in this ABC News/Washington Post poll favor a ban on gun purchases by those on the watch list. The survey also finds an increase in support for an assault weapons ban, to 51 percent, even as most Americans are in favor of encouraging more people to carry guns legally in self-defense. Further, given broad worries about another lone-wolf attack, most favor increased surveillance of suspected terrorists, even if that intrudes on privacy rights.

Mirroring her rebound in the overall race for the White House, Clinton leads Trump by 50-39 percent in trust to handle terrorism in this poll, produced for ABC by [Langer Research Associates](#). That's similar to the gap in March after a more closely divided view last month.



This reflects Clinton's superior marks for her response to Orlando. More think she did a better job than Trump responding to the attacks overall (by 18 points, 46-28 percent) and showed better temperament in her response (by 34 points, 59-25 percent). Looking forward, more say Clinton

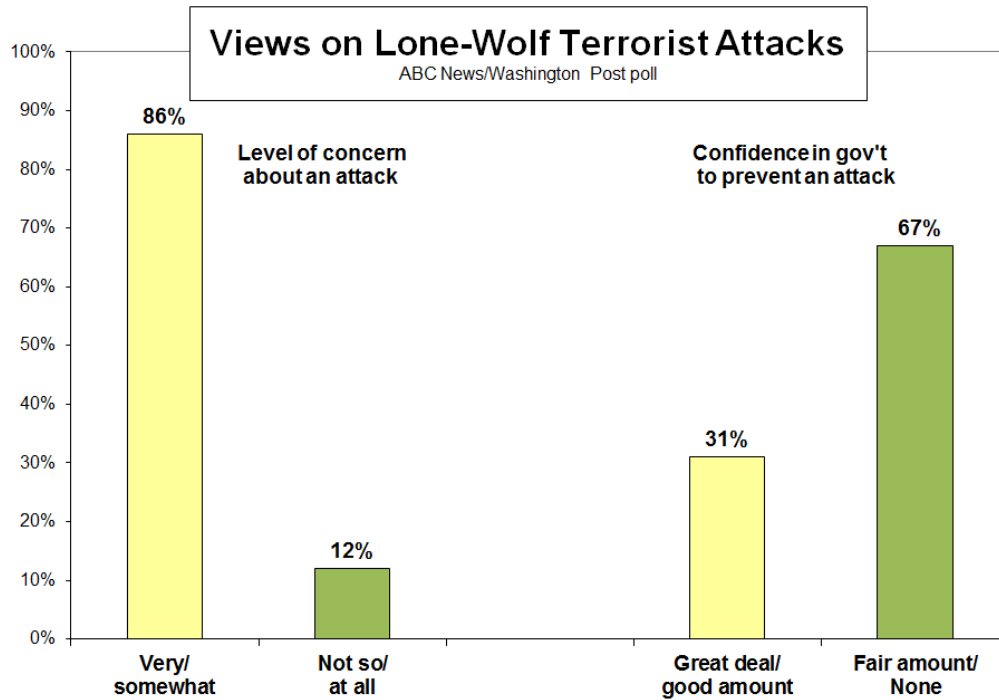
gave them confidence that she could handle a similar incident as president (+19 points vs. Trump, 53-34 percent). She also prevails, albeit more narrowly, in having better proposals for preventing future attacks (+9 points, 44-35 percent).



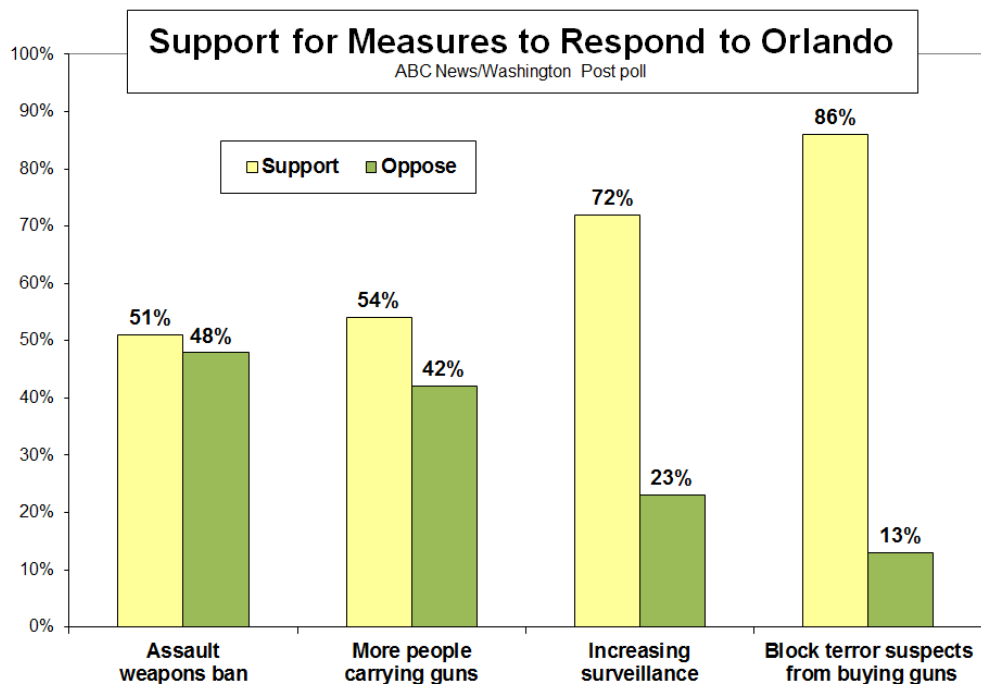
Clinton’s biggest gains in overall trust to handle terrorism came among some key groups, including those who preferred Bernie Sanders for the Democratic nomination, white men and white Catholics, as well as among Democrats in general. Trump lost ground in most of these groups, as well as (slightly) among men overall, those without a college degree and liberals.

Anxiety, as noted, is substantial; 86 percent of Americans are concerned about further lone-wolf attacks, including a majority, 53 percent, very concerned. There’s also continued skepticism that the government can prevent these incidents; two-thirds have little or no such confidence. That is down 10 percentage points from its level after the San Bernardino attack Dec. 2, but still high.

Barack Obama, for his part, receives a 50-45 percent approval rating for his handling of terrorism, the best he’s done on this issue since January 2014. That accompanies a more general improvement in approval of the president this month.



POLICIES – Support varies for policy proposals to address the issue. Most divisive is the idea of nationwide ban on the sale of assault weapons, 51-48 percent, support-oppose, with most on both sides feeling strongly about their position. That said, support for an assault weapons ban is up 6 points from its more-than-20-year low in December – the sole ABC/Post survey to date to find majority opposition to an assault weapons ban.



The biggest increases in support are among Northeasterners (+12 points, to 65 percent), middle- to upper-income adults (+12 points, to 49 percent), Democrats and Democratic-leaning independents (+11 points, to 69 percent), moderates (+11 points, to 57 percent) and nonwhites (+10 points, to 59 percent). There also was a 20-point increase among strong conservatives, but only to 35 percent support overall.

In sharp contrast with views on assault weapons, there's wide agreement on trying to keep guns out of the hands of those who appear on the FBI's list of people with possible connections to terrorism. The 86 percent support for this proposal is similar to the level of support in past ABC/Post polls for expanded background checks on people buying guns at gun shows or online.

Additionally, 72 percent support increasing surveillance of people suspected of possible links to terrorism even if it intrudes on privacy rights. That follows a historical pattern of willingness to forgo privacy for safety when it comes to countering the threat of terrorism.

In another result, more support than oppose encouraging more people to carry guns legally for use in self-defense, 54 to 42 percent. Not surprisingly, 76 percent of those who oppose an assault weapons ban support more people legally carrying guns, while 61 percent of those who back a ban oppose encouraging carrying guns for self-defense.

ISLAM – A further policy proposal, put forward by Trump, would temporarily ban Muslims who are not U.S. citizens from entering the United States. In exit polls, majorities of Republican primary voters supported this idea. By contrast, among all Americans, 52 percent oppose temporarily banning Muslims, while 43 percent support it.

At the same time, more Americans agree than disagree with GOP criticism of Obama for his unwillingness to use the term “radical Islam.” Forty-eight percent think “leaders should say terror attacks are caused by radical Islam because this accurately identifies the cause,” while 40 percent instead say “leaders should not use the phrase radical Islam because it lends legitimacy to terrorists by falsely suggesting that their actions are supported by Islamic teachings.”

Support for using the term “radical Islam” peaks among Republicans and strong conservatives; it's also higher among men, whites, older adults and those who are better off financially. Support for temporarily banning non-U.S. Muslims also peaks among Republicans and strong conservatives, and especially among Republicans and GOP-leaning independents who favored Trump for the nomination. Seventy-eight percent in this group favor a ban, vs. 55 percent of leaned Republicans who preferred someone else for the party's nomination.

METHODOLOGY – This ABC News/Washington Post poll was conducted by landline and cellular telephone June 20-23, 2016, in English and Spanish, among a random national sample of 1,001 adults. Results for the full sample have a margin of [sampling error](#) of 3.5 points, including the design effect.

The survey was produced for ABC News by [Langer Research Associates](#) of New York, N.Y., with sampling, data collection and tabulation by Abt-SRBI of New York, N.Y. See details on the survey's methodology [here](#).

Analysis by Gregory Holyk.

ABC News polls can be found at ABCNEWS.com at <http://abcnews.com/pollingunit>.

Media contacts: [Heather Riley](#), (212) 456-4396, or [Julie Townsend](#), (212) 456-4934.

Full results follow.

1-6, 7a, 8-20 previously released; 28-33 held for release.

*= less than 0.5 percent

7b. Do you approve or disapprove of the way Obama is handling the threat of terrorism?

| | ----- Approve ----- | | | ----- Disapprove ----- | | | No opinion |
|-----------|---------------------|----------|----------|------------------------|----------|----------|---------------|
| | NET | Strongly | Somewhat | NET | Somewhat | Strongly | |
| 6/23/16 | 50 | 27 | 23 | 45 | 9 | 36 | 5 |
| 1/24/16 | 45 | 23 | 22 | 48 | 10 | 38 | 7 |
| 12/13/15 | 43 | 19 | 23 | 53 | 9 | 44 | 4 |
| 11/19/15 | 40 | 21 | 19 | 54 | 11 | 43 | 6 |
| 1/15/15 | 47 | 22 | 25 | 45 | 14 | 31 | 8 |
| 12/14/14 | 43 | 21 | 22 | 48 | 14 | 34 | 9 |
| 10/12/14 | 42 | 21 | 21 | 50 | 15 | 35 | 8 |
| 1/23/14 | 50 | 29 | 21 | 42 | 14 | 28 | 8 |
| 1/15/12 | 56 | 36 | 20 | 38 | 10 | 28 | 6 |
| 11/3/11 | 60 | 37 | 23 | 34 | 12 | 22 | 6 |
| 9/1/11 | 62 | 33 | 29 | 32 | 12 | 21 | 6 |
| 6/5/11 | 60 | 35 | 25 | 34 | 13 | 21 | 6 |
| 5/2/11* | 69 | 42 | 27 | 21 | 9 | 12 | 10 |
| 2/8/10 | 56 | 28 | 28 | 39 | 14 | 25 | 5 |
| 1/15/10 | 55 | 31 | 23 | 42 | 14 | 28 | 4 |
| 11/15/09 | 53 | 31 | 22 | 41 | 14 | 27 | 6 |
| 9/12/09 | 55 | 31 | 24 | 34 | 12 | 23 | 11 |
| 6/21/09 | 57 | NA | NA | 36 | NA | NA | 7 |
| 4/21/09** | 57 | " | " | 26 | " | " | 17 |

*Washington Post-Pew Research Center

**Pew Research Center

On another topic,

21. Would you support or oppose a temporary ban on Muslims who are not U.S. citizens from entering the United States?

| | ----- Support ----- | | | ----- Oppose ----- | | | No opinion |
|---------|---------------------|----------|----------|--------------------|----------|----------|---------------|
| | NET | Strongly | Somewhat | NET | Somewhat | Strongly | |
| 6/23/16 | 43 | 29 | 14 | 52 | 13 | 38 | 6 |
| 5/19/16 | 43 | 30 | 12 | 50 | 14 | 36 | 7 |

22. Who do you trust more to handle terrorism - (Clinton) or (Trump)?

| | Clinton | Trump | Both (vol.) | Neither (vol.) | No opinion |
|-----------|---------|-------|----------------|-------------------|---------------|
| 6/23/16 | 50 | 39 | 1 | 8 | 2 |
| 5/19/16 | 47 | 44 | * | 7 | 2 |
| 3/6/16 | 54 | 40 | * | 4 | 2 |
| 11/19/15* | 50 | 42 | * | 6 | 1 |

*"threat of terrorism"

23. Thinking about the mass shooting in Orlando last week by a man who pledged allegiance to the Islamic State, who do you think [ITEM] - (Clinton) or (Trump)?

6/23/16 - Summary Table*

| | Clinton | Trump | Both (vol.) | Neither (vol.) | No opinion |
|--|---------|-------|----------------|-------------------|---------------|
| a. did a better job responding to the attacks overall | 46 | 28 | 1 | 7 | 17 |
| b. gave you the most confidence they could handle the situation as president | 53 | 34 | 1 | 7 | 5 |
| c. showed better temperament in responding to the shooting | 59 | 25 | 1 | 4 | 12 |
| d. offered the best proposals to prevent future terrorist attacks | 44 | 35 | 1 | 8 | 13 |

*Item a always asked first

24. Which comes closer to your view - (Leaders should say terror attacks are caused by "radical Islam," because this accurately identifies the cause) OR (Leaders should not use the phrase "radical Islam" because it lends legitimacy to terrorists by falsely suggesting that their actions are supported by Islamic teachings).

| | Should say terror attacks are caused by "radical Islam" | Should not use the phrase "radical Islam" | No opinion |
|---------|---|---|---------------|
| 6/23/16 | 48 | 40 | 12 |

25. How concerned are you about so-called "lone-wolf" terrorist attacks in which individuals in this country decide to take terrorist action on their own - very concerned, somewhat concerned, not so concerned or not concerned at all?

| | --- More concerned -- | | | ---- Less concerned ---- | | | No opinion |
|---------|-----------------------|------|----------|--------------------------|--------|------------|---------------|
| | NET | Very | Somewhat | NET | Not so | Not at all | |
| 6/23/16 | 86 | 53 | 33 | 12 | 8 | 5 | 1 |

26. How much confidence do you have in the ability of the U.S. government to prevent lone-wolf terrorist attacks - a great deal, a good amount, only a fair amount or none at all?

| | ----- More confident ----- | | | ----- Less confident ----- | | | No opinion |
|----------|----------------------------|------------|-------------|----------------------------|-------------|-------------|---------------|
| | NET | Great deal | Good amount | NET | Fair amount | None at all | |
| 6/23/16 | 31 | 14 | 17 | 67 | 48 | 20 | 2 |
| 12/13/15 | 22 | 9 | 13 | 77 | 44 | 33 | 1 |

27. For each item I name, please tell me if this is something you support or oppose. Would you support or oppose [ITEM]? (FOR ITEM A) Do you feel that way strongly or somewhat?

6/23/16 Summary Table*

| | ----- Support ----- | | | ----- Oppose ----- | | | No opinion |
|--|---------------------|-------|--------|--------------------|--------|-------|---------------|
| | NET | Strg. | Smwht. | NET | Smwht. | Strg. | |
| a. a nationwide ban on the sale of assault weapons | 51 | 41 | 10 | 48 | 10 | 37 | 2 |
| b. encouraging more people to carry guns legally for use in self defense | 54 | NA | NA | 42 | NA | NA | 4 |
| c. increasing surveillance | | | | | | | |

of people suspected of possible links to terrorism, even if that intrudes on privacy rights 72 NA NA 23 NA NA 4

d. blocking people from buying guns if they appear on the FBI's list of people with possible connections to terrorism 86 NA NA 13 NA NA 2

*Item a always asked first

Trend:

a. a nationwide ban on the sale of assault weapons

| | ----- Support ----- | | | ----- Oppose ----- | | | No opinion |
|-----------|---------------------|----------|----------|--------------------|----------|----------|------------|
| | NET | Strongly | Somewhat | NET | Somewhat | Strongly | |
| 6/23/15 | 51 | 41 | 10 | 48 | 10 | 37 | 2 |
| 12/13/15 | 45 | 34 | 10 | 53 | 12 | 41 | 3 |
| 4/14/13 | 56 | 45 | 11 | 42 | 12 | 30 | 2 |
| 3/10/13 | 57 | 46 | 11 | 41 | 11 | 30 | 2 |
| 1/13/13 | 58 | 50 | 9 | 39 | 12 | 26 | 3 |
| 1/19/11* | 63 | NA | NA | 34 | NA | NA | 3 |
| 4/26/09* | 54 | " | " | 41 | " | " | 5 |
| 4/22/07** | 67 | 54 | 13 | 30 | 10 | 21 | 3 |
| 5/10/00 | 71 | 60 | 11 | 27 | 11 | 16 | 2 |
| 9/2/99 | 77 | 68 | 9 | 22 | 8 | 14 | 1 |
| 5/16/99 | 79 | 67 | 12 | 19 | 7 | 12 | 2 |
| 6/14/94 | 80 | NA | NA | 18 | NA | NA | 2 |

*CBS/NYT "Do you favor or oppose a nationwide ban on assault weapons"

**ABC News

b-d. No trend

*** END ***