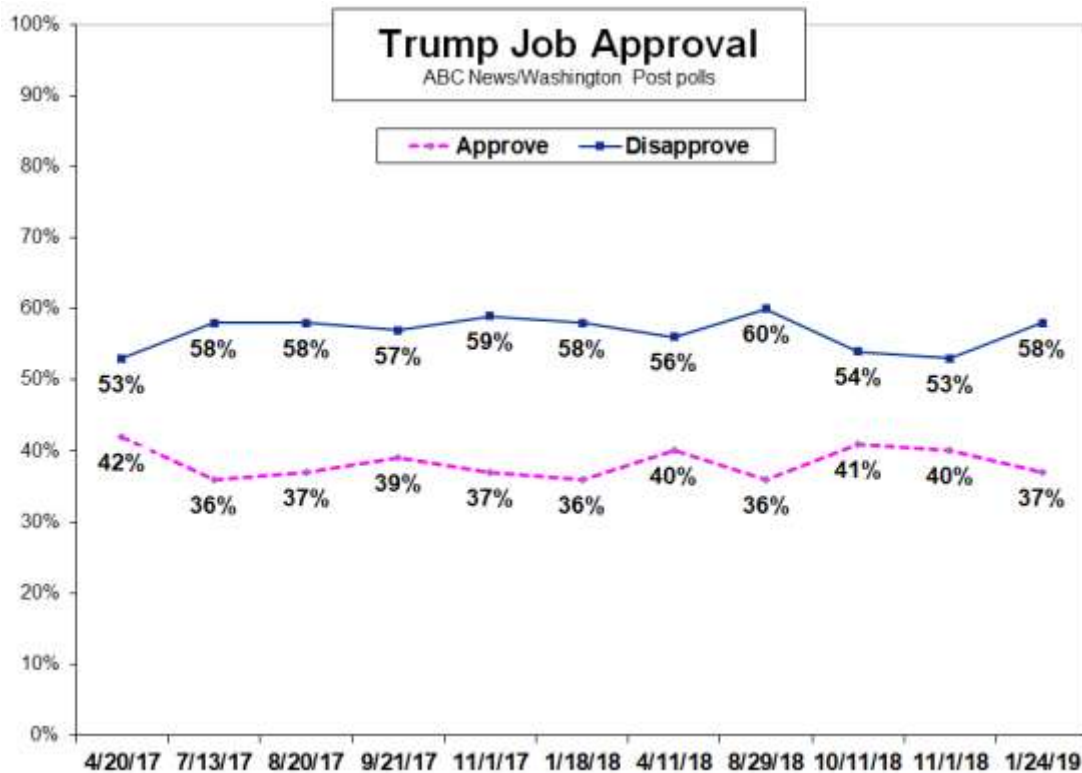


Shutdown Blame Stays on Trump, With His Approval at a Historic Low

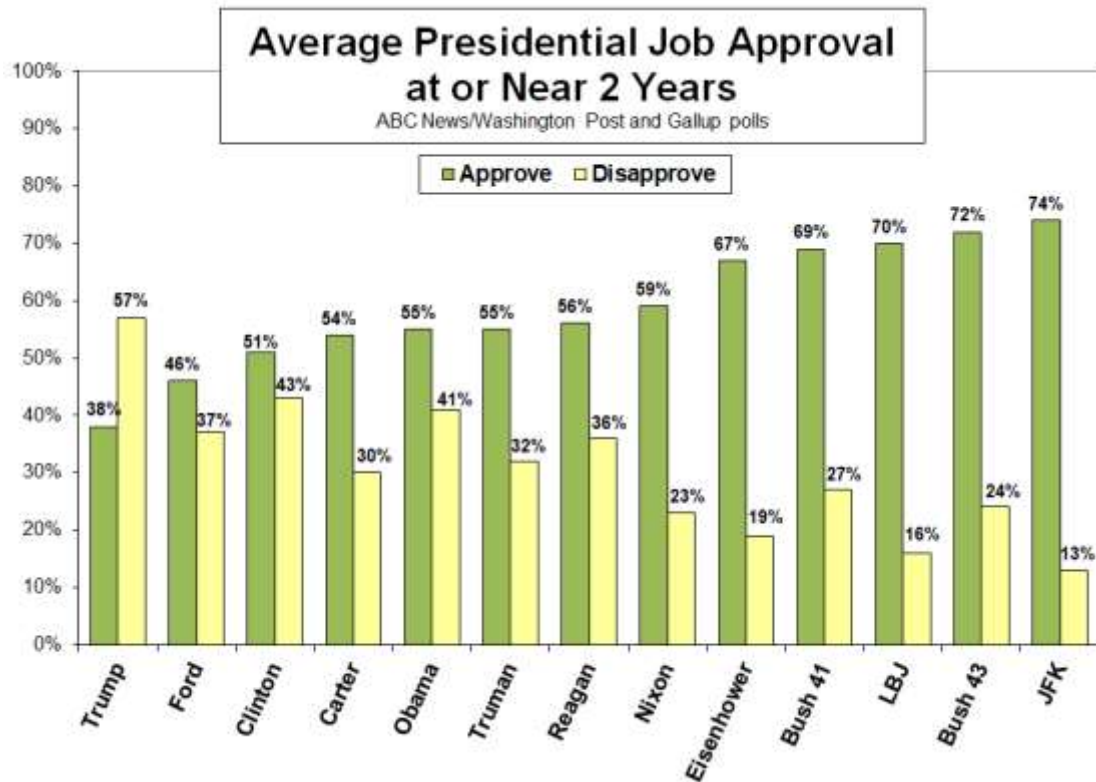
Blame for the partial government shutdown continues to focus on Donald Trump and his party in Congress, with the president's overall job approval rating the lowest on record for any president after two years in office. But there's criticism aplenty across the aisle, as well.

Fifty-three percent in a new ABC News/Washington Post poll blame Trump and the Republicans in Congress for the shutdown, same as two weeks ago, and 60 percent disapprove of how Trump is handling efforts to end it. House Speaker Nancy Pelosi and her Democrats get less of the blame, 34 percent, but 54 percent of Americans also disapprove of their work on the issue.



Trump's job approval rating is 37 percent in this poll, produced for ABC by [Langer Research Associates](#); that's down a slight four percentage points from October and a point from his career low. He's got the lowest two-year average approval rating on record for a president in polls back 72 years, 38 percent, compared with an average of 61 percent for the 12 previous presidents since 1945.

Among groups, Trump’s dropped to a new low of 27 percent approval among women, down 9 points since November, led by a 13-point drop among college-educated white women; his rating is a broad 22 points higher among men, 49 percent. And at 32 percent approval, his rating among political independents, often the swing group in U.S. politics, matches its low.



SHUTDOWN and IMMIGRATION – Twenty-two percent of Americans now say they’ve been inconvenienced by the partial shutdown, tying the level reached in the shorter shutdown in 2013 and nearly double what it was in 1995-96. Ten percent report a major inconvenience.

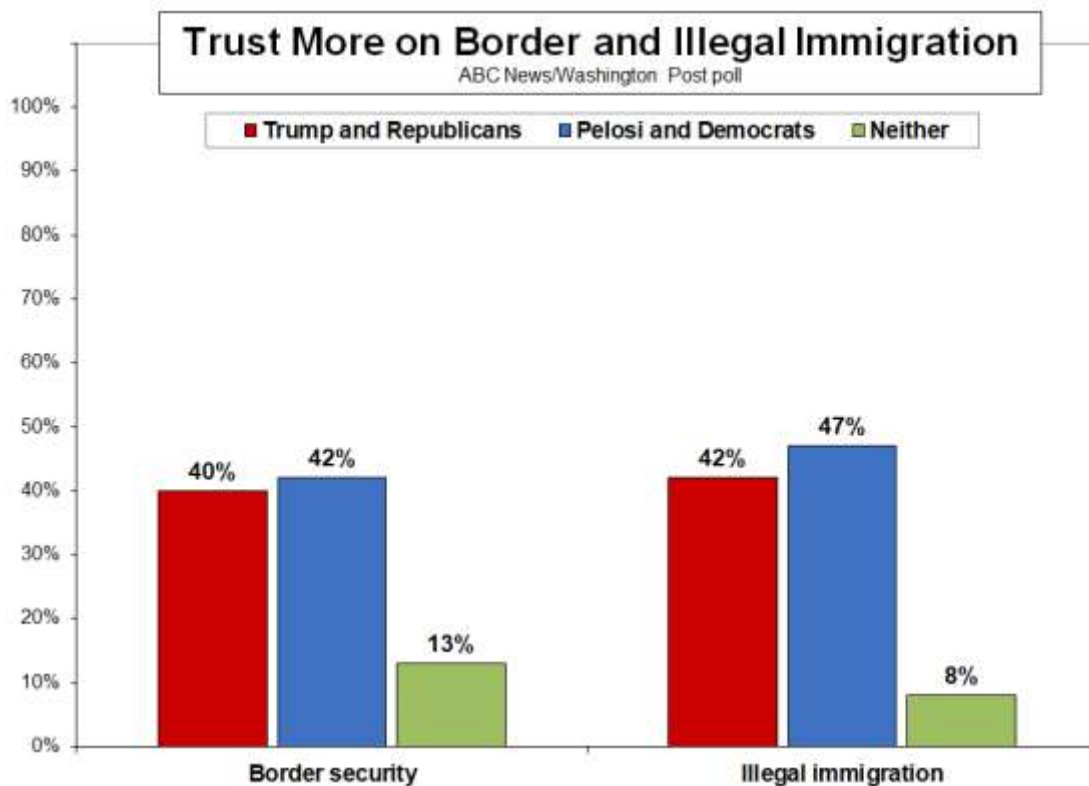
Among those inconvenienced, Trump’s job approval rating drops to 23 percent, with 75 percent disapproving – 67 percent strongly so. That’s largely because Democrats and Democratic-leaning independents are more than twice as apt as Republicans and GOP leaners to report being inconvenienced by the shutdown, 29 vs. 13 percent.

Trump on Friday announced an agreement to end the shutdown temporarily, for three weeks, while negotiations with Congress proceed – dropping his demand for \$5.7 billion in funding for a border wall before the government reopened.

On the issue at the heart of the partial shutdown, 54 percent say the United States is doing too little to keep undocumented immigrants out of the country, a score on Trump’s side; but fewer, 42 percent, support his insistence on a border wall, with 54 percent opposed. (That said, support for a wall remains up from its pre-shutdown level.)

The public, moreover, divides closely in trust to deal with the issue. Framed as “border security,” 40 percent trust Trump and the Republicans in Congress more to handle it, while 42 percent trust Pelosi and the Democrats more. Framed “illegal immigration,” it’s 42-47 percent.

That result for the GOP on handling border security is worse than in a Nov. 1 ABC/Post poll, when just the parties were tested (without mention of Trump and Pelosi); in that measure the Republicans had a 10-point advantage on border security.



INTENSITY – The intensity of sentiment about Trump, chiefly negative, is notable. All told, 28 percent of Americans strongly approve of his work in office, while many more, 49 percent, strongly disapprove. Strong disapproval reaches 59 percent among women (vs. 38 percent among men). It’s as high, 59 percent, in the West, and also reaches majorities of college-educated Americans (57 percent) and urban residents (56 percent).

Strong anti-Trump sentiment peaks among blacks, at 85 percent, and Democrats and liberals, both 82 percent. Strong pro-Trump views, for their part, are highest among strong conservatives (71 percent strongly approve of his work), Republicans (69 percent) and evangelical white Protestants (62 percent).

		Trump approval			
		Approve		Disapprove	
		NET	Strongly	NET	Strongly
All		37%	28	58%	49

Women	27	21	67	59
Men	49	37	48	38
College grad.	33	23	63	57
Non grad.	39	30	56	45
Urban	31	25	64	56
Suburban	37	28	58	48
Rural	54	38	43	38
Whites	47	36	48	41
Hispanics	18	15	73	54
Blacks	6	4	92	85
Cons. NET	67	55	29	23
Very cons.	78	71	19	16
Smwht. cons.	61	44	34	28
Moderates	28	18	67	54
Liberals	7	6	91	82
Republicans	78	69	16	10
Independents	32	20	63	48
Democrats	12	7	87	82

Trump incites strong views, as the table shows; most of his supporters are strongly with him, and most of his opponents are strongly critical.

Also notable is the extent to which gender-based views cross party and other lines. Trump’s approval rating is 19 points lower among Democratic women than Democratic men (5 vs. 24 percent), 16 points lower among independent women vs. independent men (23 vs. 39 percent) and a slight 12 points lower among Republican women vs. Republican men, 72 vs. 84 percent.

There’s a similar pattern in terms of urbanicity. Trump is 17 points less popular with urban women vs. urban men, 23 vs. 40 percent, and 25 points less popular with suburban women than with suburban men, 25 vs. 50 percent. While the sample sizes are small, the gender gap in rural areas looks at least as large.

Results on the shutdown and immigration policy largely follow partisan and ideological lines – albeit with more blame on Trump and the Republicans, rather than Pelosi and the Democrats, in most demographic groups.

METHODOLOGY – This ABC News/Washington Post poll was conducted by landline and cellular telephone Jan. 21-24, 2019, in English and Spanish, among a random national sample of 1,001 adults. Results have a margin of [sampling error](#) of 3.5 points, including the design effect. Partisan divisions are 32-24-37 percent, Democrats-Republicans-independents.

The survey was produced for ABC News by [Langer Research Associates](#) of New York, N.Y., with sampling and data collection by Abt Associates of Rockville, Md. See details on the survey’s methodology [here](#).

Analysis by Gary Langer.

ABC News polls can be found at ABCNEWS.com at <http://abcnews.com/pollingunit>. Readers are welcome to [subscribe](#) to the Langer Research Associates email distribution list.

Media contacts: [Heather Riley](#) or [Julie Townsend](#).

Full results follow.

*= less than 0.5 percent

2-6, 13-22 held for release.

1. Do you approve or disapprove of the way Donald Trump is handling his job as president? Do you feel that way strongly or somewhat?

	----- Approve -----			----- Disapprove -----			No opinion
	NET	Strongly	Somewhat	NET	Somewhat	Strongly	
1/24/19	37	28	9	58	9	49	5
11/1/18	40	28	12	53	9	43	8
10/11/18	41	29	12	54	7	46	6
8/29/18	36	24	12	60	7	53	4
4/11/18	40	25	15	56	10	46	4
1/18/18	36	24	13	58	9	49	5
11/1/17	37	25	12	59	8	50	4
9/21/17	39	26	13	57	9	48	4
8/20/17	37	22	15	58	13	45	5
7/13/17	36	25	11	58	10	48	6
4/20/17	42	27	15	53	10	43	5

7. As you may know, the federal government has been partially shut down because (Trump and the Republicans in Congress) and (Pelosi and the Democrats in Congress) cannot agree on laws about border security. Who do you think is mainly responsible for this situation - (Trump and the Republicans in Congress) or (Pelosi and the Democrats in Congress)?

	Trump and the Republicans in Congress	Pelosi and the Democrats in Congress	Both (vol.)	Neither (vol.)	No opinion
1/24/19	53	34	10	*	3

Compare to:

As you may know, the federal government has been partially shut down because (Donald Trump and Republicans in Congress) and (Democrats in Congress) cannot agree on laws about border security. Who do you think is mainly responsible for this situation - (Trump and Republicans in Congress) or (Democrats in Congress)?

	Trump and Republicans in Congress	Democrats in Congress	Both equally (vol.)	Neither (vol.)	No opinion
1/11/19	53	29	13	2	4

8. Have you personally been inconvenienced by the partial shutdown of the federal government, or not? (IF YES) Has it been a major inconvenience or a minor inconvenience?

	---- Yes, inconvenienced ----				No	No opinion
	NET	Major	Minor	No op.		
1/24/19	22	10	12	0	78	*

1/11/19	18	7	10	1	82	1
10/20/13*	22	11	11	0	78	*
1/7/96*	12	4	8	NA	88	*
1/3/96	12	5	6		88	1
11/19/95	12	6	6	"	88	*

*Phrased in past tense

9. Do you approve or disapprove of the way [ITEM] is handling efforts to end the partial shutdown of the federal government? Do you approve/disapprove strongly or somewhat?

1/24/19 - Summary Table

	----- Approve -----			----- Disapprove -----			No opinion
	NET	Strongly	Somewhat	NET	Somewhat	Strongly	
a. Trump	34	24	10	60	11	49	6
b. Pelosi	36	17	19	54	16	38	10

On another topic...

10. Do you support or oppose building a wall along the U.S. border with Mexico? Do you feel that way strongly or somewhat?

	----- Support -----			----- Oppose -----			No opinion
	NET	Strongly	Somewhat	NET	Somewhat	Strongly	
1/24/19	42	32	10	54	10	44	4
1/11/19	42	29	13	54	15	38	4
1/18/18	34	25	9	63	11	52	3
9/21/17	37	27	10	62	9	53	1
1/15/17	37	25	12	60	13	47	3
9/8/16*	34	24	10	63	11	52	3

*Do you support or oppose building a wall across the entire U.S. border with Mexico? Do you feel that way strongly or somewhat?

11. Who do you trust more to handle the issue of [ITEM], (Trump and the Republicans in Congress) or (Pelosi and the Democrats in Congress)?

1/24/19 - Summary Table

	Trump and Republicans	Pelosi and Democrats	Both (vol.)	Neither (vol.)	No opinion
a. border security	40	42	1	13	3
b. illegal immigration	42	47	1	8	2

* half sample asked item a; other half asked item b

Compare to:

Which political party the (Democrats) or the (Republicans) do you trust to do a better job handling border security?

	Democrats	Republicans	Both (vol.)	Neither (vol.)	No opinion
11/1/18 RV	39	49	2	6	4

12. Do you think the United States is currently doing (too little), (too much) or about the right amount to keep undocumented immigrants from coming into this country?

	Too little	Too much	Right amount	No opinion
1/24/19	54	16	24	6

*** END ***