

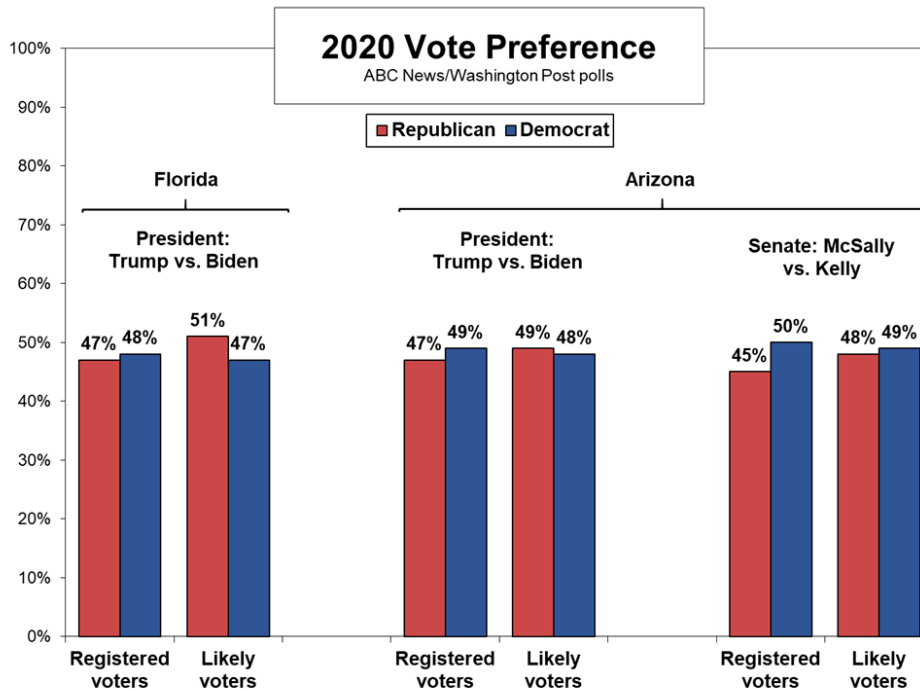
## Trust on the Economy Bolsters Trump in Oh-So-Close Florida and Arizona

Donald Trump's economic argument pushes back against Joe Biden's pitch that he can better handle the coronavirus pandemic in Florida and Arizona alike, producing closely divided presidential contests in both states in new ABC News/Washington Post polls.

The critical Arizona Senate race, one of those on which the Democrats are pinning their hopes for control of the chamber, likewise is essentially tied in the new survey there.

Registered voters in Florida split almost precisely evenly for president, 47-48 percent, Trump-Biden, while it's 51-47 percent among those most likely to vote. In Arizona, the race stands at 47-49 percent among registered voters and 49-48 percent among likely voters. None of these differences is statistically significant.

Ditto for the Arizona Senate contest, in which a 50-45 percent match among registered voters between Democrat Mark Kelly and incumbent Republican Martha McSally is a still-tighter 49-48 percent among likely voters.



The result in Florida befits its swing-state status, with sharp differences across regions and demographic groups. A challenge for Biden is his tepid 13-point lead among Hispanics in the

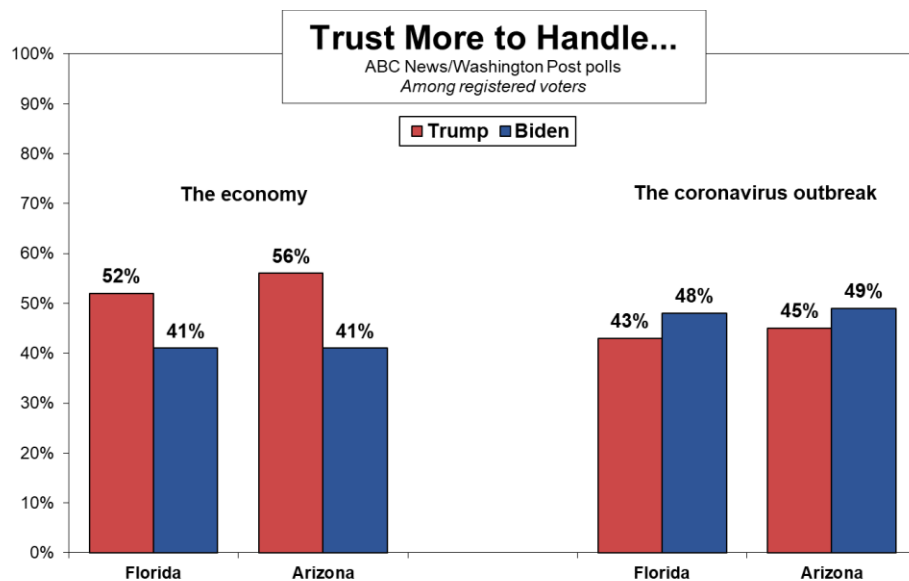
state (using registered voters for an adequate sample size); Hillary Clinton won Florida Hispanics by 27 percentage points in 2016, yet narrowly lost the state. Trump also does better than elsewhere in Florida among college-educated whites – though far better still with their non-college counterparts.

In Arizona, the closeness of the contest is a different story, given that the state has voted for a Democratic candidate for president just once since 1952, in 1996. There Biden leads by 61-34 percent among Hispanic registered voters, leads among independents and is stronger than in Florida with college graduates. Trump makes it back by way of an advantage in party loyalty; among Arizona likely voters, Republicans outnumber Democrats by 7 points.

In both states, while Biden is strong among moderates, fewer liberals appear as likely voters compared with the 2016 exit polls. Conservatives account for nearly four in 10 voters; liberals, about two in 10.

Interviews for this survey, produced for ABC by [Langer Research Associates](#), were conducted Sept. 15-20, overlapping the death of U.S. Supreme Court Justice Ruth Bader Ginsburg. There were no significant differences in partisan vote preferences before and after her death.

ISSUES – The economy stands out as key to Trump’s competitiveness. Even in the midst of a pandemic-fueled recession, registered voters in Florida trust Trump over Biden to handle the economy by 11 points, 52-41 percent, and in Arizona by 15 points, 56-41 percent. Preference on the economy was more closely divided in ABC/Post polls in Wisconsin (Trump +5) and Minnesota (Biden +3) last week.



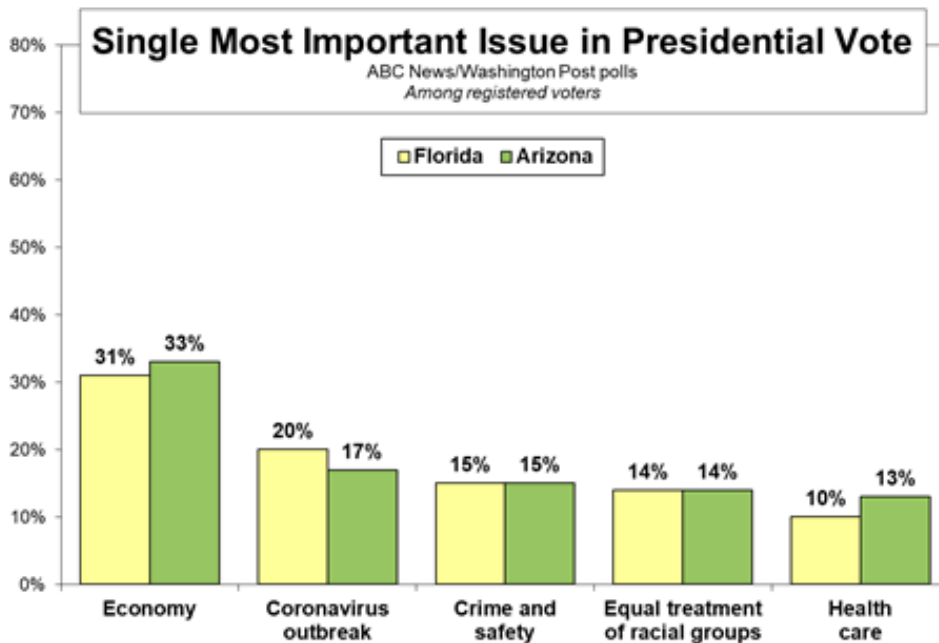
Indeed, Trump has majority approval in both states for his handling of the economy– 54 percent among registered voters in Florida and 57 percent in Arizona. That compares with his approval overall, 47 percent in both states, and for handling the coronavirus outbreak, 45 percent in both.

Trump’s advantage on the economy compares with a far closer call in trust to handle the pandemic – Biden +5 points in Florida and +4 in Arizona, neither a statistically significant difference. Compare to Minnesota, where Biden led by 22 points in trust to handle the pandemic and led Trump by 16 points in vote preference overall. (Biden was +7 on the pandemic in Wisconsin, where the overall contest was close.)

Trump does less well than he may wish in trust to handle crime and safety; he’s just +4 points against Biden on this issue in Florida and Arizona alike, another non-significant gap despite Trump’s efforts to make it a wedge.

<b>Trust more to handle issues: Trump-Biden</b> <i>(among registered voters)</i>				
	<b>Florida</b>	<b>Trump-Biden margin</b>	<b>Arizona</b>	<b>Trump-Biden margin</b>
<b>Economy</b>	52-41%	+11 pts.	56-41%	+15 pts.
<b>Crime and safety</b>	48-44	+4	49-45	+4
<b>The coronavirus outbreak</b>	43-48	-5	45-49	-4
<b>Discouraging violence at political protests</b>	43-48	-5	43-51	-8
<b>Health care</b>	42-49	-7	45-50	-5
<b>Equal treatment of racial groups</b>	40-51	-11	42-51	-9

Then again, the division also is close on handling health care, more typically a Democratic strength. It’s the economy, moreover, that prevails as the top issue – 31 percent in Florida and 33 percent in Arizona call it the single most important issue in their vote, ahead of the pandemic in both states. More than eight in 10 economy voters favor Trump, while more than 85 percent of those most focused on the pandemic favor Biden.

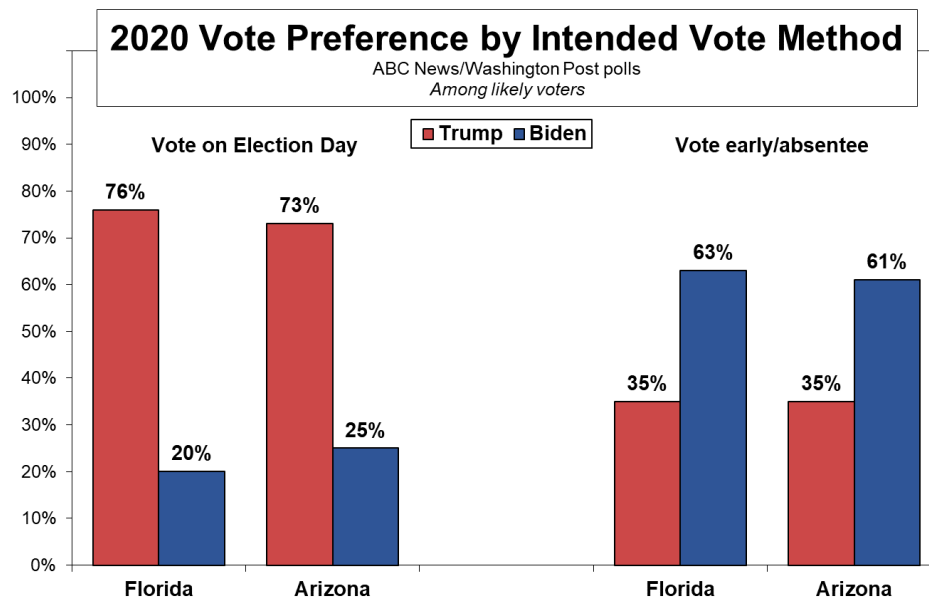


Economy ratings aren't particularly robust; fewer than half in both states, 46 percent in Florida and 42 percent in Arizona, rate it positively. The political argument is more about the level of Trump's responsibility for the downturn, and, particularly, who's best suited to move ahead. The question is the same for the pandemic response; as things stand, 57 percent in both states are worried about catching the coronavirus.

As in the previous states and nationally, views of the economy's condition and worries about catching the virus both independently predict candidate support, even controlling for partisanship, ideology and race/ethnicity. Were either economic or pandemic views to shift in the campaign's closing weeks, the impact could be decisive.

Another issue also divides these electorates: Fifty-one percent in Florida and 52 percent in Arizona say they support recent protests against police treatment of Black people. That's more than the number who are opposed (42 percent in Florida, 44 percent in Arizona). Roughly eight in 10 critics of these protests support Trump; about as many protest supporters favor Biden.

**VOTING PLANS** – Who shows up, of course, is more decisive than anything, and on this the complexities of a pandemic election are evident. Majorities in Arizona (64 percent) and Florida (56 percent) plan to vote early or absentee, not on Election Day; that's much higher than in Wisconsin (44 percent) or Minnesota (39 percent). Mail-in voting is especially prevalent in Arizona, where it's more established; in Florida, more plan in-person early voting.



The differences in candidate choice are dramatic. Among likely voters who plan to cast their ballot traditionally, in person on Election Day, more than seven in 10 support Trump. Among the majorities that intend to vote early, six in 10 or more support Biden.

Both states typically do have high levels of early and absentee voting. The questions: Can Biden's camp encourage a high enough level of pre-Election Day turnout this year? Will

pandemic conditions be such that Trump voters feel adequately secure to vote in person on Election Day? Again, the outcome may hinge on the answers.

SENATE – In the equally tight Senate special election in Arizona, Kelly has a 13-point edge among independent likely voters; he also has 53 percent support from women, while McSally has 54 percent from men. Kelly prevails among moderates and in the cities – particularly among urban women, with a 38-point margin vs. an even split among urban men.

McSally, who was appointed to the seat in 2018, leads in the suburbs. She’s closely aligned herself with Trump, and wins a nearly unanimous 93 percent of likely voters who approve of the president’s overall job performance. She, like Trump, has a broad advantage among voters prioritizing the economy or crime and safety in their presidential vote.

<b>McSally-Kelly</b> <i>(among likely voters)</i>	
<b>Urban residents</b>	36-59%
<b>Suburban residents</b>	58-39
<b>Moderates</b>	38-60

Both are former military officers – McSally an Air Force colonel, Kelly a Navy captain. McSally leads 56-42 percent among likely voters from households with a military member or veteran, a more GOP-leaning population.

Kelly – like Biden – is ahead by a wide margin among those who identify the coronavirus outbreak, health care or the equal treatment of racial groups as the most important issue in their vote. Indeed, the Senate race looks much like an analog of the presidential contest. Ninety-four percent of Biden supporters favor Kelly; 93 percent of Trump’s back McSally.

Another similarity: McSally wins 70 percent support from likely voters who plan to vote in person on Election Day. Among those planning to vote early or absentee, 61 percent prefer Kelly.

GROUPS – In the presidential contest, while there’s a gender gap in both states, Biden’s support from women is comparatively muted – 52 percent in Florida and Arizona alike, compared with 60 percent in Wisconsin and 67 percent in Minnesota last week. (It was 58 percent in a national ABC/Post poll last month.) That said, for these states, it’s about on par; Clinton won 50 percent of women in Florida and 49 percent in Arizona in 2016.

Sixty percent of white likely voters in Florida favor Trump, as do 54 percent in Arizona – both also similar to 2016. In Florida, beyond his less-than-desired support from Hispanics, 52 percent, Biden comes back with 86 percent among Blacks. (Both results are among registered voters for adequate sample sizes.)

Biden is comparatively weak in Florida among college-educated white women; a mainstay for him elsewhere, he wins just 53 percent in this group, compared with 61 percent in Arizona, and, last week, two-thirds in Wisconsin and three-quarters in Minnesota. That said, state context is

important: Trump won college-educated white women in Florida by a broad 60-37 percent four years ago.

<b>Trump-Biden</b> <i>(among likely voters)</i>		
	<b>Florida</b>	<b>Arizona</b>
<b>Men</b>	59-40%	55-43%
<b>Women</b>	44-52	42-52
<b>Independents</b>	47-48	38-57
<b>Whites</b>	60-38	54-43
<b>Blacks (RV)*</b>	11-86	—
<b>Hispanics (RV)*</b>	39-52	34-61

*\*Among registered voters for adequate sample sizes*

The closeness of the race in Florida is underscored by preferences among independent likely voters, often a key swing group: 48 percent for Biden, 47 percent for Trump. It’s a different story in Arizona, where Biden leads by 19 points among independents. Notable, too, are college-educated likely voters in Arizona; they divided evenly in 2016 but favor Biden by 19 points now. It’s close because Trump has a 12-point edge among non-college likely voters, and there are more of them.

In a perhaps surprising result, Biden – in Florida – has shrunk his longstanding enthusiasm gap with Trump. Seventy-two percent of Trump’s supporters in the state say they’re very enthusiastic about their choice, as do 67 percent of Biden’s. In Arizona, by contrast, Biden has a 25-point enthusiasm deficit.

REGIONS – Results range widely across Florida’s political geography, from 66 percent support for Trump in the reliably Republican north and Panhandle to 64 percent for Biden in Miami and the Keys. Trump is +15 points in the state’s central and Gulf counties (excluding Tampa) and +12 in the Orlando/Atlantic coast region (where Clinton narrowly won); true to form, it’s close in Tampa.

Striking in Arizona is the result in Maricopa County, home to more than half the state’s likely voters. In Maricopa’s cities, Biden leads by 61-35 percent; in the county but outside of its cities it’s a dead even 47-47 percent. It’s also a near-even race in and around Tucson, which Clinton won in 2016. Those compare with 65 percent for Trump in the rest of the state.

ATTRIBUTES – Lastly, reflecting the close race in each of these states, Trump and Biden fare similarly in assessments of their personal attributes. In Florida, they’re essentially even on who’s more honest and trustworthy and who better understands people’s problems. Trump is seen as the stronger leader by a narrow 8 points among registered voters, 51-43 percent.

In Arizona, the two candidates are even on who's the stronger leader, and again on who's honest and trustworthy, while Biden has a slight edge, 8 points, on who "better understands the problems of people like you."

**METHODOLOGY** – This ABC News/Washington Post poll was conducted by landline and cellular telephone interviews Sept. 15-20, 2020, in English and Spanish, among random samples of 765 Florida registered voters, including 613 likely voters; and 701 Arizona registered voters, including 579 likely voters. Results have margins of [sampling error](#) of 4.0 points among registered voters in Florida and 4.5 points among likely voters there and among registered and likely voters in Arizona, including design effects.

**Partisan divisions** – Democrats-Republicans-independents – are 28-31-35 percent among registered voters and 30-35-29 percent among likely voters in Florida, and 25-31-38 percent among registered voters and 27-34-32 percent among likely voters in Arizona.

The survey was produced for ABC News by [Langer Research Associates](#), with sampling and data collection by Abt Associates of Rockville, Md. See details on the survey's methodology [here](#).

Analysis by Gary Langer, with Christine Filer, Sofi Sinozich, Allison De Jong and Steven Sparks.

ABC News polls can be found at ABCNEWS.com. Join our [mailing list](#) to get updates on all new poll releases.

Media contacts: [Van Scott](#) (212-456-7243) or [Caragh Fisher](#) (212-456-3437).

Full results follow.

\* = less than 0.5 percent.

1. (ASK IF REGISTERED TO VOTE) How closely are you following the 2020 presidential race: very closely, somewhat closely, not so closely, or not closely at all?

	----- Closely -----			---- Not closely ----			No opinion
	NET	Very	Somewhat	NET	Not so	At all	
9/20/20 Fla.	87	56	32	13	7	6	*
9/20/20 Ariz.	86	54	32	14	7	7	*

2. (ASK IF REGISTERED TO VOTE) I'd like you to rate the chances that you will vote in the presidential election this fall: Are you absolutely certain to vote, will you probably vote, are the chances 50-50, or less than that?

	Certain to vote	Probably vote	Chances 50/50	Less than that	Don't think will vote (vol.)	No op.
9/20/20 Ariz.	86	6	5	3	1	*

3. (ASK IF CERTAIN OR PROBABLY VOTE) Do you think you'll (vote in person at a polling place ON Election Day), or (vote early either by mail or in person BEFORE Election Day)?

	Vote on Election Day	Vote early	No opinion
9/20/20 Fla.	38	56	6
9/20/20 Ariz.	33	64	3

4. (ASK IF VOTE EARLY) How do you think you will vote - (in person at an early voting location), (by dropping off a ballot at a designated drop-box), or (by mail)?

	In person	Drop off ballot	Mail	No opinion
9/20/20 Fla.	36	12	51	2
9/20/20 Ariz.	5	17	77	2

3/4 NET

	Vote on Election Day	NET	In person	Drop off ballot	Mail	No op.	No opinion
9/20/20 Fla.	38	56	20	7	29	1	6
9/20/20 Ariz.	33	64	3	11	49	1	3

5. (ASK IF REGISTERED TO VOTE) If the presidential election were being held today and the candidates were (Donald Trump and Mike Pence, the Republicans) and (Joe Biden and Kamala Harris, the Democrats), for whom would you vote? Would you lean toward (Trump and Pence) or (Biden and Harris)?

LEANED NET VOTE PREFERENCE - LIKELY VOTERS

	Trump	Biden	Other (vol.)	Neither (vol.)	Would not vote (vol.)	No opinion
9/20/20 Fla.	51	47	0	1	0	1
9/20/20 Ariz.	49	48	*	2	0	1

LEANED NET VOTE PREFERENCE - REG VOTERS

	Trump	Biden	Other (vol.)	Neither (vol.)	Would not vote (vol.)	No opinion
9/20/20 Fla.	47	48	*	2	1	2
9/20/20 Ariz.	47	49	1	2	*	2

6. (ASK IF NAMED TRUMP) Would you say you are very enthusiastic about supporting Trump, somewhat enthusiastic, not so enthusiastic or not enthusiastic at all?

	NET	Very	Somewhat	NET	Not so	Not at all	No opinion
9/20/20 Fla.	88	66	22	11	5	6	1
9/20/20 Ariz.	90	67	24	9	4	6	*

7. (ASK IF NAMED BIDEN) Would you say you are very enthusiastic about supporting Biden, somewhat enthusiastic, not so enthusiastic or not enthusiastic at all?

	NET	Very	Somewhat	NET	Not so	Not at all	No opinion
--	-----	------	----------	-----	--------	------------	---------------



9/20/20 Fla.	89	59	30	10	4	6	1
9/20/20 Ariz.	81	45	37	17	10	7	1

8. (ASK IF REGISTERED TO VOTE) Thinking now about the U.S. Senate race in Arizona, if the election were today would you vote for (Mark Kelly, the Democrat) or (Martha McSally, the Republican)? Would you lean towards (Kelly) or (McSally)?

	Kelly	McSally	Other (vol.)	Neither (vol.)	Would not vote (vol.)	No opinion
9/20/20 Ariz. LV	49	48	0	2	*	1
9/20/20 Ariz. RV	50	45	0	2	*	2

9. (ASK IF REGISTERED TO VOTE) Do you approve or disapprove of the way Donald Trump is handling his job as president? Do you approve/disapprove strongly or somewhat?

	----- Approve -----			----- Disapprove -----			No opinion
	NET	Strongly	Somewhat	NET	Somewhat	Strongly	
9/20/20 Fla.	47	35	12	51	6	45	3
9/20/20 Ariz.	47	33	14	51	7	44	2

10. (ASK IF REGISTERED TO VOTE) Do you approve or disapprove of the way Trump is handling the economy? Do you approve/disapprove strongly or somewhat?

	----- Approve -----			----- Disapprove -----			No opinion
	NET	Strongly	Somewhat	NET	Somewhat	Strongly	
9/20/20 Fla.	54	44	11	43	8	34	3
9/20/20 Ariz.	57	42	15	42	10	31	1

11. (ASK IF REGISTERED TO VOTE) Would you describe the state of the nation's economy these days as excellent, good, not so good or poor?

	----- Positive -----			----- Negative -----			No opinion
	NET	Excellent	Good	NET	Not so good	Poor	
9/20/20 Fla.	46	13	33	52	29	22	2
9/20/20 Ariz.	42	10	32	57	34	23	1

12. (ASK IF REGISTERED TO VOTE) Who do you trust more to handle [ITEM] - (Trump) or (Biden)?

9/20/20 - Summary table among Florida registered voters

	Trump	Biden	Both (vol.)	Neither (vol.)	No opinion
a. the economy	52	41	1	3	3
b. the coronavirus outbreak	43	48	1	6	3
c. crime and safety	48	44	1	4	3
d. equal treatment of racial groups	40	51	1	5	4
e. discouraging violence at political protests	43	48	*	5	4
f. health care	42	49	1	5	3

9/20/20 - Summary table among Arizona registered voters

	Trump	Biden	Both (vol.)	Neither (vol.)	No opinion
a. the economy	56	41	1	1	1

b. the coronavirus outbreak	45	49	*	5	1
c. crime and safety	49	45	1	3	1
d. equal treatment of racial groups	42	51	*	5	2
e. discouraging violence at political protests	43	51	1	4	2
f. health care	45	50	1	2	2

13. (ASK IF REGISTERED TO VOTE) Which of the following is the single most important issue in your choice for president - (the economy), (the coronavirus outbreak), (crime and safety), (health care), or (equal treatment of racial groups)?

	Economy	Coronavirus outbreak	Crime and safety	Health care	Equal treatment of racial groups	Other (vol.)	No op.
9/13/20 Fla.	31	20	15	10	14	8	2
9/13/20 Ariz.	33	17	15	13	14	6	3

14. (ASK IF REGISTERED TO VOTE) Who do you think [ITEM] - (Trump) or (Biden)?

9/20/20 - Summary table among Florida registered voters

	Trump	Biden	Both (vol.)	Neither (vol.)	No opinion
a. is more honest and trustworthy	41	46	1	9	3
b. better understands the problems of people like you	44	48	*	7	1
c. is the stronger leader	51	43	1	3	2

9/20/20 - Summary table among Arizona registered voters

	Trump	Biden	Both (vol.)	Neither (vol.)	No opinion
a. is more honest and trustworthy	43	46	1	8	2
b. better understands the problems of people like you	41	49	1	8	1
c. is the stronger leader	50	44	1	3	1

Changing topics...

15. (ASK IF REGISTERED TO VOTE) Do you approve or disapprove of the way Trump is handling the coronavirus outbreak? Do you approve/disapprove strongly or somewhat?

	----- Approve -----			----- Disapprove -----			No opinion
	NET	Strongly	Somewhat	NET	Somewhat	Strongly	
9/20/20 Fla.	45	31	14	52	5	46	4
9/20/20 Ariz.	45	30	15	54	8	46	1

16. (ASK IF REGISTERED TO VOTE) How do you feel about the possibility that you or someone in your immediate family might catch the coronavirus - very worried, somewhat worried, not too worried, or not worried at all?

	---- Worried ----			----- Not worried -----			Already caught it (vol.)	No op.
	NET	Very	Smwht	NET	Not too	Not at all		
9/20/20 Fla.	57	27	30	36	20	16	7	*
9/20/20 Ariz.	57	25	32	36	17	19	7	*

On another subject...

17. (ASK IF REGISTERED TO VOTE) Do you support or oppose recent protests against police treatment of Black people? Do you feel that way strongly or somewhat?

	----- Support -----			----- Oppose -----			No
	NET	Strongly	Somewhat	NET	Somewhat	Strongly	opinion
9/20/20 Fla.	51	37	14	42	6	36	7
9/20/20 Ariz.	52	35	16	44	8	36	5

Demographics of weighted sample:

	% of Florida registered voters	% of Arizona registered voters
Men	45	47
Women	55	53
Age 18-39	30	36
Age 40-64	42	38
Age 65+	29	26
High school or less	34	29
Some college	34	39
College graduates	32	31
Whites, non-Hispanic	61	64
Blacks, non-Hispanic	15	4
Hispanics	19	21
Other/multiple	4	10

\*\*\* END \*\*\*