

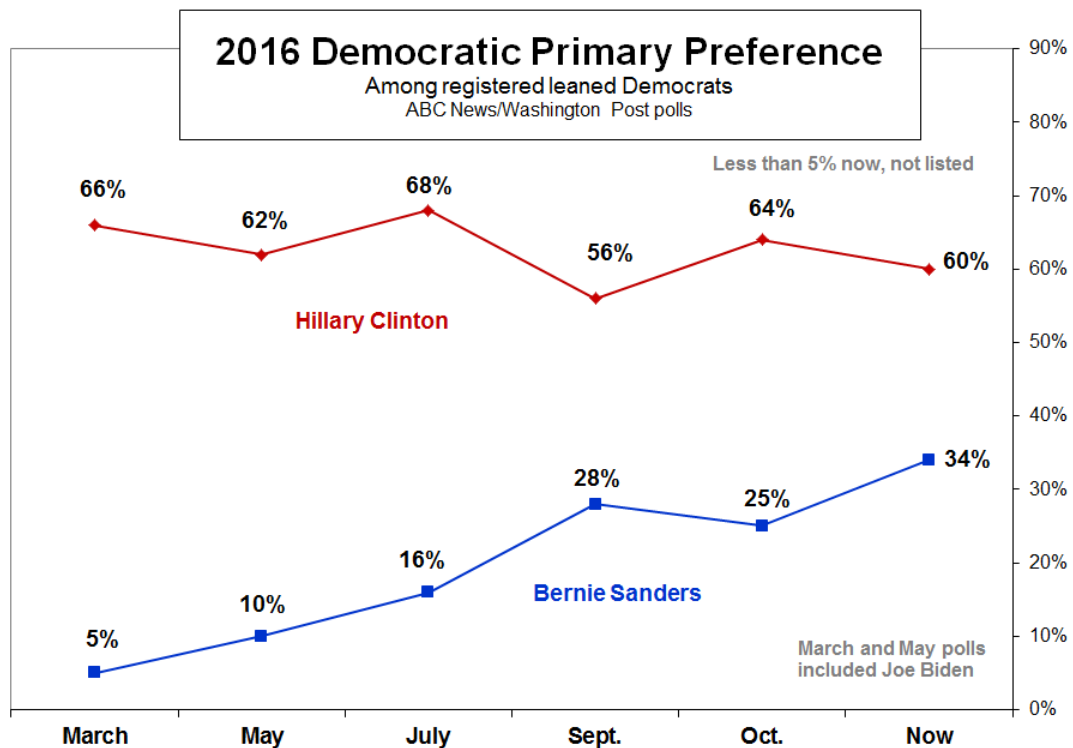
Sanders is Up, GOP Race is Steady – and Terrorism Worries are Back

Terrorism suddenly rivals the economy as the single most important issue to Americans in the 2016 presidential election – and a year out, a new ABC News/Washington Post poll finds more people paying close attention to the contest than at this point in any race back to 1988.

After years dominating the political landscape, the economy now has company. Given the Nov. 13 attacks in Paris, 28 percent of Americans now call terrorism the top issue in their choice for president, compared with 33 percent who cite the economy. Nothing else comes close.

Attention, moreover, is focused as never before. Three-quarters of Americans say they're closely following the 2016 race, including three in 10 who are following it very closely. That's the highest level of attention at this point in a presidential race in polls back nearly 30 years.

Vote-wise, after its summertime churn, the race for the GOP nomination is in a lull; all the debates, discussion and occasional invective of the past month have changed almost exactly nothing. But there's some Democratic movement – a 9-point advance for Bernie Sanders with Joe Biden off the books, and big shifts in some groups.

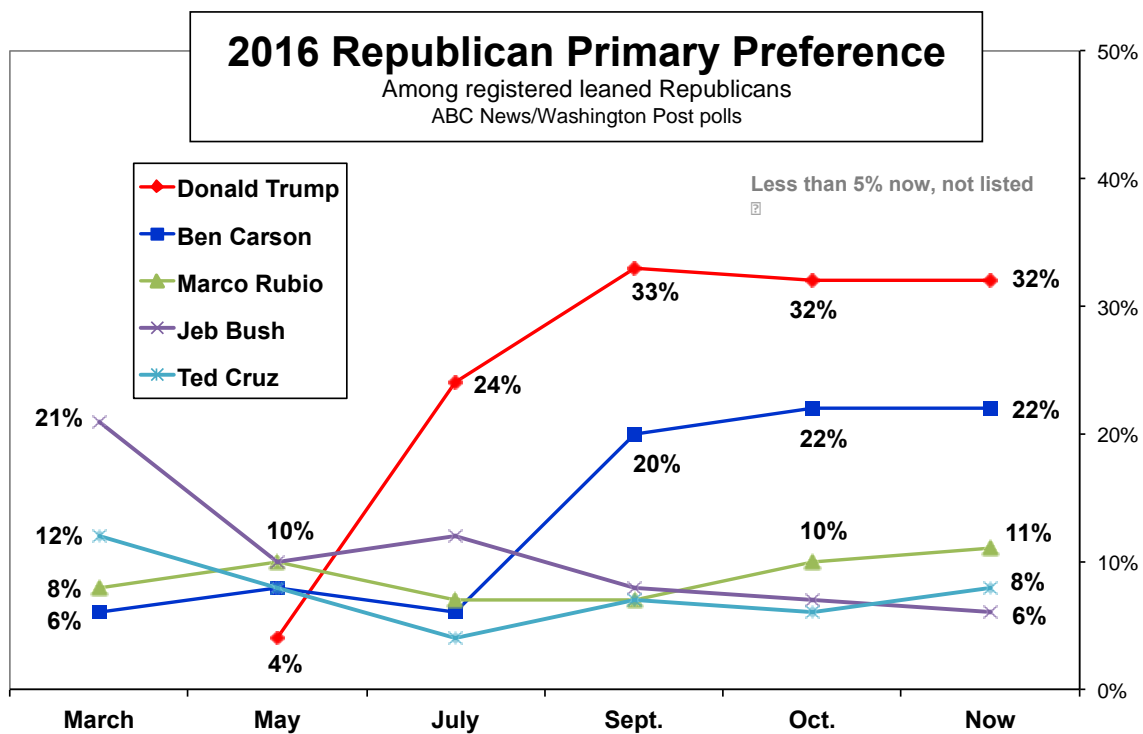


At 60-34 percent, Hillary Clinton is 26 percentage points ahead of Sanders, down from 39 points in October. He’s gained significantly among registered Democrats and Democrat leaners under age 50, runs closely with Clinton among liberals and has closed the margin, to some extent, among nonwhites and women – results that may give Clinton pause, if not palpitations.

In the Republican contest, Donald Trump wins support from 32 percent of Republicans and Republican-leaning independents who are registered to vote, while Ben Carson has 22 percent – both precisely where they were in the last ABC/Post poll on the contest a month ago.

That puts 54 percent of the GOP preference on the side of these two non-politicians, just where most Republicans want it. Fifty-two percent say mainly they’re looking for a candidate who’ll shake things up in Washington, and in this group, Trump commands 42 percent support, a major share of his total.

Nor is there change in the lower ranks. This poll, produced for ABC by [Langer Research Associates](#), finds Marco Rubio the only other runner to break into double digits, with 11 percent support – numerically a new high, but a scant 1 point more than he had last month. Ted Cruz has 8 percent, Jeb Bush 6 – numerically a new low and less than a third of his high water mark last spring, before the summer’s dramatic shifts in the GOP race.



DEMS – On the Democratic side, as noted, Sanders has managed a sharp advance among Democrats and Democratic leaners younger than 50, gaining 23 points in this group since October, while Clinton’s lost 15. They now divide 53-43 percent, Sanders-Clinton.

At the same time those older than 50 back Clinton by a whopping 79 to 14 percent, and she’s gained 10 points in this group in the past month.

Sanders has advanced by 11 points among women, to 32 percent, vs. Clinton’s 63 percent. (It’s 55-39 percent among men). He’s gained 16 points, and Clinton’s lost 11, among nonwhites; she still leads by 2-1 in this group, 65-31 percent, a key one for her. Finally, Sanders has gained 17 points, and Clinton has lost 13, among liberals, to a greatly tightened 52-45 percent Clinton-Sanders race.

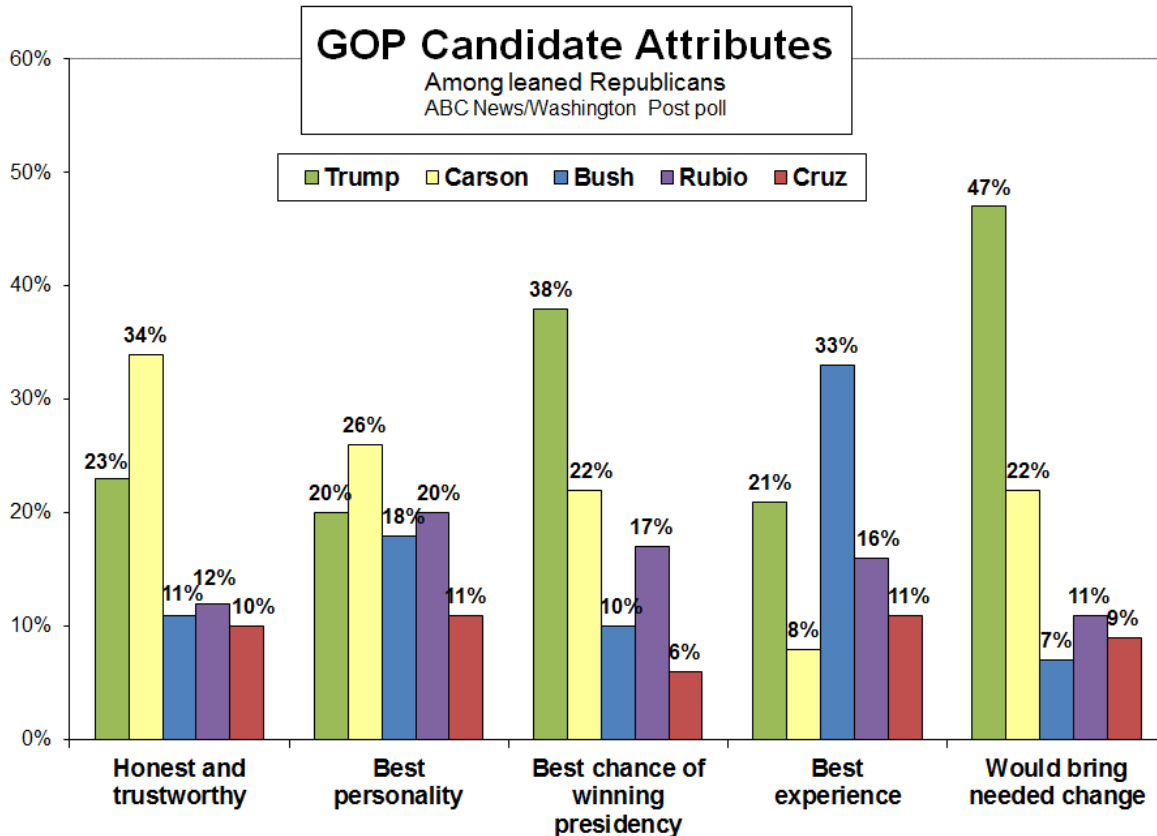
	Vote preference among registered leaned Democrats					
	----- Clinton -----			----- Sanders -----		
	Now	October	Difference	Now	October	Difference
All	60%	64%	-4	34%	25%	+9
Men	55	57	-2	39	32	+7
Women	63	69	-6	32	21	+11
Whites	55	54	+1	38	34	+4
Nonwhites NET	65	76	-11	31	15	+16
Under 50	43	58	-15	53	30	+23
50+	79	69	+10	14	21	-7
No degree	58	65	-7	36	24	+12
College grads	64	63	+1	32	28	+4
Liberals	52	65	-13	45	28	+17
Moderates	62	56	+6	29	29	0

GOP – Trump's steady lead reflects his success in tapping into the broad anti-establishment, anti-immigration – and now anti-refugee – sentiment within the GOP. Despite his sometimes controversial statements – or perhaps because of them – he leads his competitors on key attributes and issues alike, and continues to be seen as most likely to win the party’s nomination.

Forty-two percent of leaned Republicans say they trust Trump over his top four opponents to handle terrorism; his nearest competitor, Bush, gets just 18 percent. Trump prevails by a slightly wider margin on trust to handle the economy, with 47 percent vs. 15 percent for Carson.

Trump also leads, with 45 percent, in trust to handle immigration (Rubio’s next with 18 percent) and to handle tax policy (42 percent for Trump, the rest clumped behind). That leaves just one issue tested on which Trump doesn’t prevail, trust to handle health care; 35 percent pick Carson, a physician; 26 percent, Trump.

In terms of personal attributes, 47 percent see Trump as the candidate best able to “bring about needed change in Washington,” vs. 22 percent for his nearest competitor, Carson. Trump also leads in being seen as having the best chance to win the White House, 38 percent, and Carson again next at 22 percent.

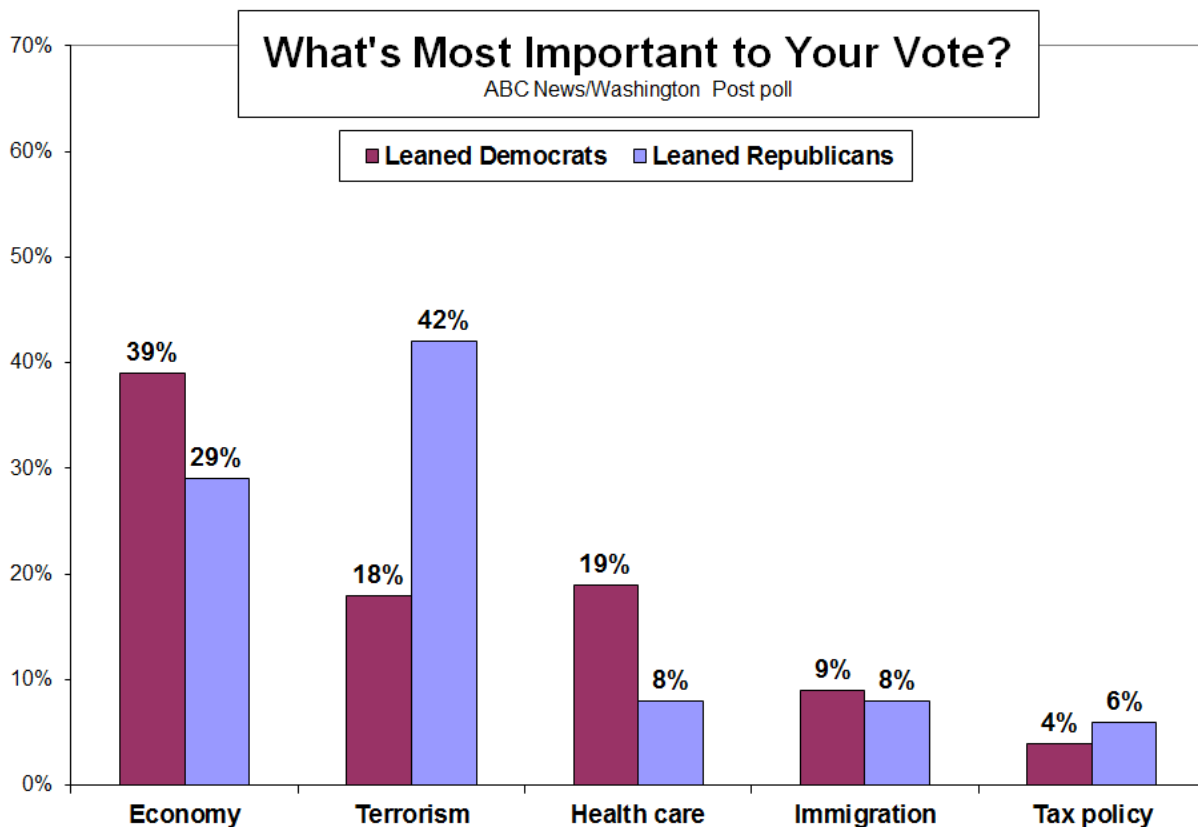


Carson nips Trump in being seen as more honest (34 percent); Bush leads in having the best experience, and there’s a mash-up in who’s got the best personality for the job. What’s key here is “needed change” is the most desirable attribute by far, and on it, Trump and Carson between them consume 69 percent of the oxygen.

IMMIGRATION/REFUGEES – While fewer than one in 10 leaned Republicans cite immigration as the top issue in their choice for president, it remains a key topic in the GOP race. Overall, fewer than half of Americans, 42 percent, support mass deportation of undocumented immigrants, as Trump has advocated. But among leaned Republicans who are registered to vote, support swells to 59 percent – and 46 percent in this group back Trump for the nomination. Indeed pro-deportation leaned Republicans account for 83 percent of Trump’s support.

Recent anti-refugee sentiment also benefits Trump. Post-Paris, seven in 10 leaned Republicans oppose the U.S. taking in refugees from Syria and other Mideast countries. Support for Trump rises to 40 percent among anti-refugee registered voters, vs. just 13 percent among those who support accepting these refugees.

TOP ISSUES – As noted, terrorism has re-emerged as a key issue, with a partisan division. Forty-two percent of leaned Republicans call it the single most important issue in their vote for president, while 29 percent pick the economy. Priorities flip for leaned Democrats – 39 percent call the economy the top issue, while 19 percent say it’s health care, 18 percent terrorism.



ATTENTION – Close attention to the race is high across the board, but especially so among leaned Republicans vs. leaned Democrats, 82 vs. 74 percent. A net total of 75 percent say they’re closely following the contest, the highest at this point in polling since 1987. That compares to just 57 percent a year out from the 1988 election, and about two-thirds in 2007 and 2011 alike.

Leaned Republicans who are registered to vote also are more apt than registered leaned Democrats to say they’re certain to show up for the upcoming primaries and caucuses, 84 vs. 71 percent. But intention to vote, at least at this stage, doesn’t make any substantive difference: In either contest, vote preferences among those certain to vote look almost exactly the same as they do among all registered voters.

METHODOLOGY – This ABC News/Washington Post poll was conducted by landline and cellular telephone Nov. 16-19, 2015, in English and Spanish, among a random national sample of 1,004 adults, including 373 registered Republicans and Republican-leaning independents and 352 registered Democrats and Democratic-leaning independents. Results have a margin of [sampling error](#) of 3.5 points for the full sample, and 6 points for leaned Republicans and leaned Democrats alike, including the design effect. Partisan divisions are 33-23-36 percent, Democrats-Republicans-independents.

The survey was produced for ABC News by [Langer Research Associates](#) of New York, N.Y., with sampling, data collection and tabulation by Abt-SRBI of New York, N.Y. See details on the survey's methodology [here](#).

Analysis by Julie Phelan.

ABC News polls can be found at ABCNEWS.com at <http://abcnews.com/pollingunit>.

Media contacts: [Heather Riley](#), (212) 456-4396, or [Julie Townsend](#), (212) 456-4934.

Full results follow.

2b-c, 13-15, 17-24 previously released; 1, 2a, 16, 25-28 held for release.

*= less than 0.5 percent

3. How closely are you following the 2016 presidential race: very closely, somewhat closely, not so closely, or not closely at all?

	---- Closely ----			---- Not closely ----			No opinion
	NET	Very	Smwt	NET	Not so	At all	
11/19/15	75	30	45	25	13	12	*
11/3/11	65	24	41	34	17	17	*
12/9/07	72	21	51	28	19	8	*
10/29/03	54	15	39	45	30	15	0
12/15/99	45	12	33	55	31	24	*
9/23/87	50	9	41	49	31	18	*

Call for full trend.

4. I'd like you to rate the chances that you will vote in the presidential primary or caucus in your state. Are you absolutely certain to vote, will you probably vote, are the chances 50-50, or less than that?

	Cert.	Prob.	50-50	Less than	Will not	No primary/	Already	No op.
				50-50	vote (vol.)	caucus (vol.)	voted (vol.)	
11/19/15	63	14	9	10	4	NA	NA	1

5. (ASKED OF LEANED REPUBLICANS) I'm going to read a list of candidates for the Republican nomination for president in 2016. If the 2016 Republican presidential primary or caucus in your state were being held today, for whom would you vote? Which candidate would you lean toward?

11/19/15 - NET LEANED VOTE PREFERENCE

Among reg voters:

	----- 2015 -----						----- 2014 -----			
	11/19	10/18	9/10	7/19	5/31	3/29	12/14	10/12	4/27	1/23
Jeb Bush	6	7	8	12	10	21	14	13	12	18
Ben Carson	22	22	20	6	8	6	8	7	NA	NA
Chris Christie	2	3	1	3	6	7	7	8	9	14
Ted Cruz	8	6	7	4	8	12	8	4	7	12
Carly Fiorina	4	5	2	*	2	1	NA	NA	NA	NA
Jim Gilmore	NA	NA	0	NA	NA	NA	NA	NA	NA	NA
Lindsey Graham	1	1	*	*	1	1	NA	NA	NA	NA
Mike Huckabee	3	3	3	8	9	8	7	12	14	NA
Bobby Jindal	0	0	1	2	*	1	3	2	2	NA

John Kasich	3	2	3	2	3	1	2	2	1	NA
George Pataki	*	1	*	1	1	NA	NA	NA	NA	NA
Rand Paul	3	2	5	6	11	8	10	12	15	11
Rick Perry	NA	NA	1	4	2	1	5	6	5	NA
Marco Rubio	11	10	7	7	10	8	7	8	6	10
Paul Ryan	NA	NA	NA	NA	NA	NA	11	9	12	18
Rick Santorum	1	*	1	1	4	2	3	4	NA	NA
Donald Trump	32	32	33	24	4	NA	NA	NA	NA	NA
Scott Walker	NA	NA	2	13	11	13	7	2	5	NA
Other (vol.)	*	1	1	*	*	1	*	1	2	2
None of these (vol.)	1	1	1	4	2	3	2	3	4	4
Would not vote (vol.)	1	0	1	1	1	1	*	0	*	1
No opinion	3	2	3	2	5	4	6	9	5	9

6. (IF NAMED A CANDIDATE) Who would your second choice be? Which candidate would you lean toward as your second choice?

11/19/15 - NET LEANED SECOND CHOICE

	Gen pop	RVs
Jeb Bush	11	9
Ben Carson	16	16
Chris Christie	6	7
Ted Cruz	11	12
Carly Fiorina	3	3
Lindsey Graham	1	*
Mike Huckabee	6	6
Bobby Jindal	0	0
John Kasich	2	2
George Pataki	*	*
Rand Paul	5	5
Marco Rubio	17	17
Rick Santorum	1	1
Donald Trump	14	13
Other (vol.)	*	*
None of these (vol.)	4	3
No opinion	3	3

7. (ASKED OF LEANED REPUBLICANS) Regardless of who you support, which candidate do you think is most likely to win the Republican nomination for president? (Candidates not read)

	11/19/15	10/18/15	3/29/15
Jeb Bush	6	12	33
Ben Carson	19	15	1
Chris Christie	1	1	4
Ted Cruz	4	3	12
Carly Fiorina	*	1	*
Lindsey Graham	0	NA	NA
Mike Huckabee	*	2	4
Bobby Jindal	0	0	*
John Kasich	1	*	0
George Pataki	0	NA	NA
Rand Paul	1	1	5
Rick Perry	NA	NA	2
Marco Rubio	13	5	4
Rick Santorum	*	1	1
Donald Trump	39	42	NA
Scott Walker	NA	NA	8
Other	1	*	2
No opinion	14	16	23

8. (ASKED OF LEANED REPUBLICANS) Thinking about just five of these candidates - (Trump), (Carson), (Bush), (Rubio) and (Cruz) - who do you think [ITEM]?

Full item wording:

- a. is the most honest and trustworthy
- b. has the best personality and temperament to serve effectively as president
- c. has the best chance of getting elected president in November 2016
- d. has the best experience to be president
- e. would do the most to bring needed change to Washington

11/19/15 - Summary Table

	Most honest	Best personality	Best chance	Best experience	Bring change
Trump	23	20	38	21	47
Carson	34	26	22	8	22
Bush	11	18	10	33	7
Rubio	12	20	17	16	11
Cruz	10	11	6	11	9
All of them (vol.)	1	0	0	*	*
Any 2 or more (vol.)	1	1	1	1	1
None of them (vol.)	4	1	*	4	1
No opinion	6	3	5	5	3

Trend where available:

- a. is the most honest and trustworthy

	11/19/15	10/18/15
Trump	23	21
Carson	34	33
Fiorina	NA	7
Bush	11	10
Rubio	12	10
Cruz	10	7
All of them (vol.)	1	*
Any 2 or more (vol.)	1	1
None of them (vol.)	4	6
No opinion	6	5

- b. has the best personality and temperament to serve effectively as president

	11/19/15	10/18/15
Trump	20	19
Carson	26	24
Fiorina	NA	10
Bush	18	15
Rubio	20	14
Cruz	11	5
All of them (vol.)	0	1
Any 2 or more (vol.)	1	1
None of them (vol.)	1	1
No opinion	3	11

- c. has the best chance of getting elected president in November 2016

	11/19/15	10/18/15
Trump	38	43
Carson	22	16
Fiorina	NA	3
Bush	10	13

Rubio	17	11
Cruz	6	4
All of them (vol.)	0	*
Any 2 or more (vol.)	1	*
None (vol.)	*	1
No opinion	5	8

d. has the best experience to be president

	11/19/15	10/18/15
Trump	21	23
Carson	8	8
Fiorina	NA	3
Bush	33	31
Rubio	16	12
Cruz	11	8
All of them (vol.)	*	1
Any 2 or more (vol.)	1	1
None (vol.)	4	7
No opinion	5	7

e. No trend.

9. (ASKED OF LEANED REPUBLICANS) Now of those items, which is most important to you personally? Is it supporting the candidate who (is the most honest and trustworthy), (has the best personality and temperament), (has the best chance of getting elected), (has the best experience) or (is likeliest to bring needed change to Washington)?

	Most honest	Best personality	Best chance	Best experience	Bring change	No opinion
11/19/15	28	2	4	11	52	2

10. (ASKED OF LEANED REPUBLICANS) Again, thinking about (Trump), (Carson), (Bush), (Rubio) and (Cruz) - who do you trust more to handle [ITEM]?

11/19/15 - Summary Table

	The economy	Health care	Immigration issues	The threat of terrorism	Tax policy
Trump	47	26	45	42	42
Carson	15	35	10	10	15
Bush	12	11	13	18	11
Rubio	11	11	18	13	14
Cruz	9	9	9	9	10
All of them (vol.)	1	1	*	1	1
Any 2 or more (vol.)	0	0	*	*	1
None (vol.)	2	3	*	1	2
No opinion	3	4	4	6	5

11. (ASKED OF LEANED DEMOCRATS) I'm going to read a list of possible candidates for the Democratic nomination for president in 2016. If the 2016 Democratic presidential primary or caucus in your state were being held today, for whom would you vote? Which candidate would you lean toward?

11/19/15 - NET LEANED VOTE PREFERENCE WITHOUT BIDEN

Among reg. voters:

	11/19	10/18	9/10	7/19
Lincoln Chafee	NA	*	1	1

Hillary Clinton	60	64	56	68
Martin O'Malley	3	2	3	2
Bernie Sanders	34	25	28	16
Jim Webb	NA	2	2	5
Other (vol.)	1	1	1	2
None of these (vol.)	1	3	5	3
Would not vote (vol.)	0	1	1	1
No opinion	1	2	4	3

11/19/15 - NET LEANED VOTE PREFERENCE WITH BIDEN

Among reg voters:

	----- 2015 -----						----- 2014 -----			
	11/19	10/18	9/10	7/19	5/31	3/29	12/14	10/12	6/1	1/23
Joe Biden	NA	16	21	12	14	12	14	13	12	11
Lincoln Chafee	NA	*	1	*	1	NA	NA	NA	NA	NA
Hillary Clinton	60	54	42	63	62	66	61	64	69	73
Andrew Cuomo	NA	NA	NA	NA	NA	NA	NA	NA	2	NA
Martin O'Malley	3	1	2	1	3	*	*	1	2	NA
Bernie Sanders	34	23	24	14	10	5	4	1	2	NA
Brian Schweitzer	NA	NA	NA	NA	NA	NA	NA	NA	1	NA
Elizabeth Warren	NA	NA	NA	NA	NA	12	13	11	7	9
Jim Webb	NA	1	1	2	1	1	3	2	1	NA
Other (vol.)	1	1	1	2	2	*	*	0	0	*
None of these (vol.)	1	2	5	3	4	2	1	3	2	3
Would not vote (vol.)	0	1	1	1	1	1	1	0	0	*
No opinion	1	2	3	2	1	2	2	5	2	4

12. Which of these is the single most important issue in your choice for president? Is it (the economy), (health care), (immigration issues), (tax policy) or (the threat of terrorism)?

	11/19/15
Economy	33
Health care	13
Immigration issues	10
Tax policy	5
Threat of terrorism	28
Other (vol.)	1
Any 2 or more (vol.)	9
None (vol.)	1
No opinion	1

*** END ***