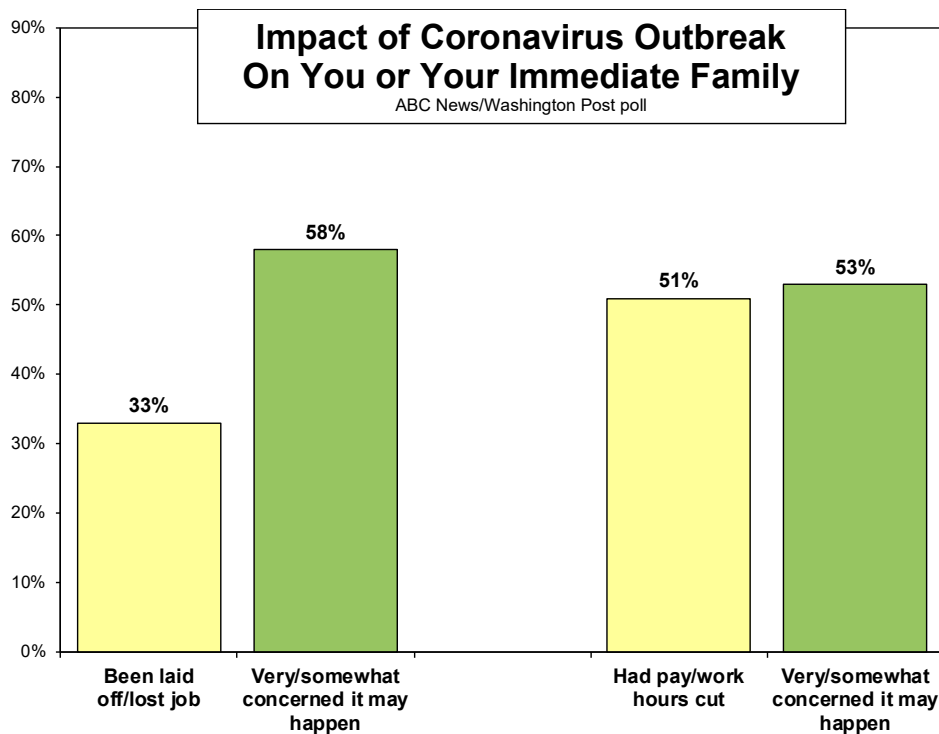


A Third Report a Job Loss, Half a Pay Cut as Coronavirus Crisis Grips the Economy

Economic impacts of the coronavirus crisis are gripping the nation: One in three Americans in an ABC News/Washington Post poll say they or an immediate family member have been laid off or lost their job as a result of the pandemic, and more – half – report a cut in pay or work hours.

Beyond those stark realities, worries for the future are profound. A nearly unanimous 92 percent expect a recession because of the outbreak, with 59 percent calling this not just likely, but very likely. If one occurs, two-thirds think it will be as bad as the Great Recession, or worse. Already, in interviews Sunday through Wednesday, 43 percent say the economic impacts on their own community are severe.

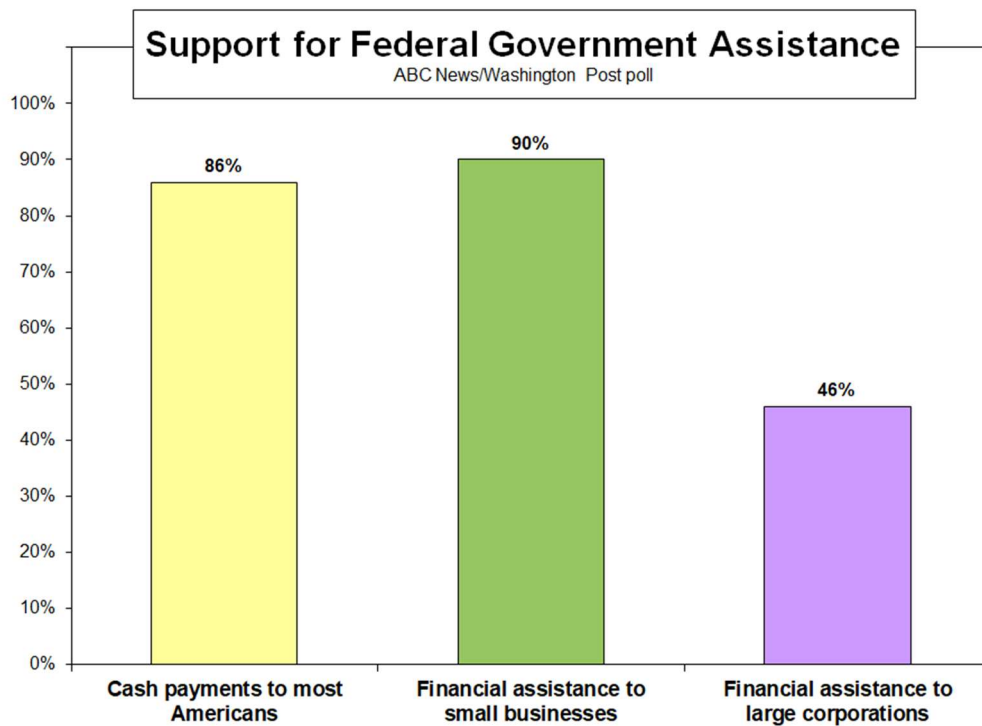
The survey's result on job losses is reflected in the unprecedented level of new unemployment claims reported today by the federal government. But the claims data don't reflect the broader public fears. Among those who haven't yet experienced a job loss in their immediate family, 58 percent are concerned about it occurring. And 53 percent are concerned their family will be hit with pay cuts or reduced work hours.



The net totals mean that 71 percent of Americans either have had a layoff or job loss occur as a result of the pandemic, or are concerned about this; and 76 percent either have lost pay or work hours, or are concerned that this may happen.

Further, the survey finds higher levels of job losses and pay cuts among the most economically at-risk Americans: those with lower incomes, racial and ethnic minorities and, specifically in terms of job losses, women who lack a four-year college degree.

On another front, the public expresses broad support for some elements of the economic stimulus package approved unanimously by the Senate last night. Eighty-six percent back cash payments to most Americans and 90 percent support billions in aid to small businesses, with bipartisan views on both. Assistance for large corporations is far less popular, with support dropping to 46 percent.



Most interviews for this national survey were conducted Sunday and Monday in order to avoid potential call center shutdowns; the results are a portrait in time in the fast-moving crisis. While this report focuses on economic impacts, further results tomorrow morning will look at personal impacts and other issues related to the pandemic. The survey was produced for ABC by [Langer Research Associates](#).

WHO'S HIT – As noted, economic impacts differ among groups. While 33 percent of Americans overall say they or someone in their immediate family has been laid off or lost a job as a result of the crisis, it's four in 10 among ethnic and racial minorities (including 41 percent of Hispanics and 39 percent among blacks) vs. 29 percent among whites.

Similarly, among those with household incomes less than \$50,000, 39 percent report a layoff or job loss, compared with 30 percent of those in the \$50,000-\$100,000 bracket and 21 percent of those with incomes of \$100,000 or more.

The gender division also is significant, with reports of job losses or layoffs higher among women than men, 37 vs. 28 percent. That’s entirely due to the high level of job loss experiences among women who don’t have a college degree, 41 percent.

Reflecting these demographic differences, the job loss number is lower among Republicans, 25 percent, than among independents or Democrats, 35 and 34 percent, respectively.

There also are gaps among these groups – generally not as large – in who’s sustained a pay cut or a reduction in work hours. Here the big hit is among younger adults: Among those age 18-29, a broad 66 percent say they or someone in their immediate family has had their pay or work hours cut. It’s 59 percent among adults in their 30s and 47 percent among those age 40-64.

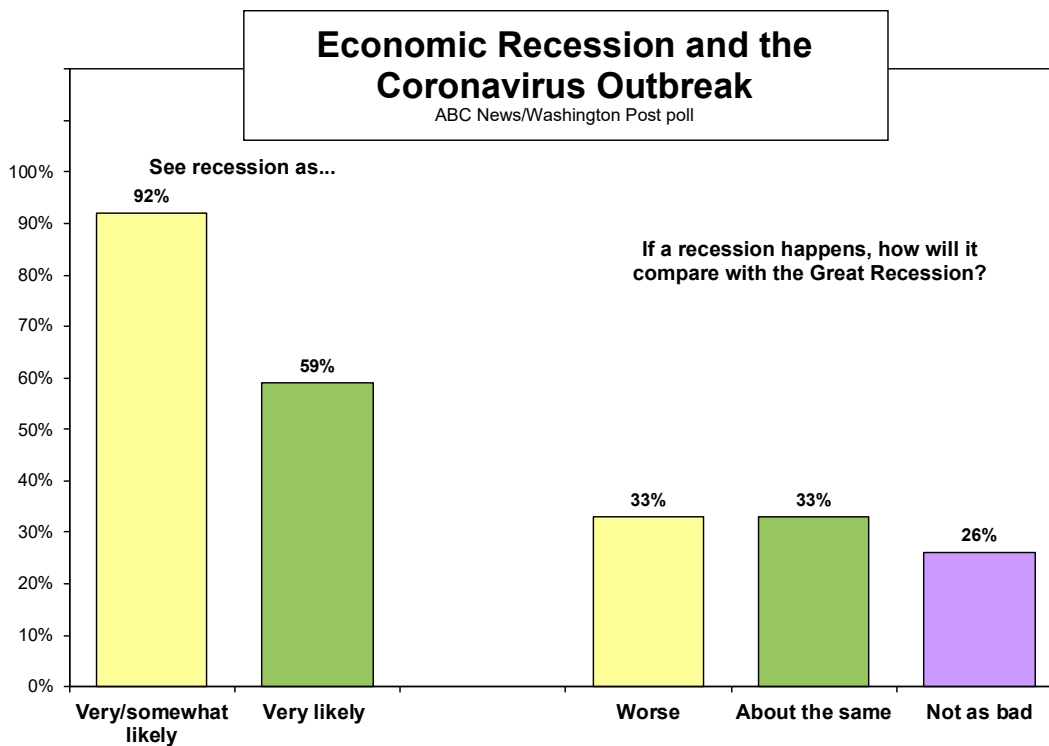
	You or an immediate family member	
	Laid off or lost a job	Had pay or work hours cut
All	33%	51%
Hispanics	41	56
Blacks	39	56
Whites	29	48
Non-college women	41	55
College grad. women	29	53
Non-college men	29	48
College grad. men	28	46
Income <\$50K	39	57
\$50-<\$100K	30	50
\$100K+	21	39
Independents	35	56
Democrats	34	52
Republicans	25	42
Urban	37	53
Suburban	26	51
Rural	31	42

Differences are especially profound, moreover, in terms of who’s worried about a job loss in their immediate family (excluding those who’ve already experienced it): Seventy-one percent of racial and ethnic minorities have this worry, vs. 51 percent of whites; 63 percent of those with incomes less than \$100,000 vs. 43 percent of those with higher incomes; and 70 percent among

Democrats vs. 44 percent among Republicans (with independents in the middle in terms of this worry, 59 percent.) Results in concerns about a pay cut are generally similar.

Further, concern about job loss is higher in harder-hit states, reaching 64 percent of those in states with 1,000+ diagnosed cases as of Sunday (when interviewing began), declining to 47 percent among those in states with fewer than 200 cases at that time.

RECESSION? – Recession fears reflect local impacts. As noted, 43 percent say the coronavirus already has had a severe economic impact on their community (including 16 percent who say it’s very severe). Those who report a severe economic impact are far more likely than others to see a recession as very likely (71 vs. 47 percent), and more than twice as likely to think it’ll be worse than the Great Recession (47 vs. 22 percent).



Reports of severe economic impacts of the crisis peak in urban areas, at 51 percent, declining to 40 percent in the suburbs and 35 percent in rural areas. More people in the West reported severe economic impacts at the time of these interviews, 51 percent, vs. a low of 38 percent in the Midwest.

There also are political and racial or ethnic divisions on local impacts. Nearly half of Democrats and independents alike report severe economic impacts in their communities, vs. 32 percent of Republicans; and 51 percent of racial and ethnic minorities see severe impacts, vs. 39 percent of whites.

Beyond differing perceptions, this could reflect a difference in the distribution of virus impacts – greater in urban areas, as noted, where more Democrats and minority group members reside – as well as greater economic vulnerability in those groups. Indeed, 44 percent of Democrats live in one of the states with mandatory business closures at the start of these interviews, compared with 33 percent of independents and 23 percent of Republicans.

METHODOLOGY – This ABC News/Washington Post poll was conducted by landline and cellular telephone March 22-25, 2020, in English and Spanish, among a random national sample of 1,003 adults. Results have a margin of [sampling error](#) of 3.5 points, including the design effect. Partisan divisions are 30-24-37 percent, Democrats-Republicans-independents.

The survey was produced for ABC News by [Langer Research Associates](#) of New York, N.Y., with sampling and data collection by Abt Associates of Rockville, Md. See details on the survey’s methodology [here](#).

Analysis by Gary Langer.

ABC News polls can be found at ABCNEWS.com. Join our [mailing list](#) to get updates on all new poll releases.

Media contacts: [Van Scott](#) (212-456-7243) or [Caragh Fisher](#) (212-456-3437).

Full results follow.

1-23, 29c held for release. * = < 0.5 percent.

24. How likely do you think it is that the coronavirus outbreak will cause an economic recession - do you think this is very likely, somewhat likely, not so likely or not likely at all?

	----- Likely -----			----- Not likely -----			No
	NET	Very	Somewhat	NET	Not so	Not at all	opinion
3/25/20	92	59	33	7	4	3	2

25. If a recession happens, do you think it will be (worse than) the Great Recession that started in 2008, (not as bad as) that recession, or about the same?

	Worse	Not as bad	About the same	No opinion
3/25/20	33	26	33	8

26. As part of its response to the coronavirus outbreak, would you support or oppose the federal government giving cash payments of one-thousand dollars or more to all Americans with incomes less than 100-thousand dollars?

	Support	Oppose	No opinion
3/25/20	86	12	2

27. Would you support or oppose the federal government giving billions of dollars of financial assistance to [ITEM] that have been impacted by the coronavirus outbreak?

3/25/20 - Summary Table

	Support	Oppose	No opinion
a. small businesses	90	8	2
b. large corporations	46	47	7

28. How would you describe the economic impacts of the coronavirus outbreak on your community - would you say the economic impacts have been very severe, severe, moderate, or less than that?

	----- Severe -----			----- Not severe -----			No
	NET	Very	Severe	NET	Moderate	Less than that	opinion
3/25/20	43	16	27	53	42	10	4

29. Because of the coronavirus outbreak, have you or has anyone in your immediate family [ITEM]?

3/25/20 - Summary Table

	Yes	No	No opinion
a. been laid off or lost their job	33	67	*
b. had work hours or pay cut	51	48	1

30. (ASK IF NOT LAID OFF) How concerned are you that you or someone in your immediate family might be laid off or lose their job as a result of the coronavirus outbreak - are you very concerned about this, somewhat concerned, not so concerned or not concerned at all?

	-- More concerned ---			---- Less concerned -----			No
	NET	Very	Somewhat	NET	Not so	Not at all	opinion
3/25/20	58	22	36	42	18	24	*

Q29a/Q30 NET

	----- No one in family laid off -----									
	-- More concerned ---			---- Less concerned -----			No	No		
	Laid off/ lost job	NET	Very	Somewhat	NET	Not so	Not at all	op.	op.	
3/25/20	33	39	15	24	28	12	16	*	*	

31. (ASK IF NO HOURS OR PAY CUT) How concerned are you that you or someone in your immediate family might have their work hours or pay cut as a result of the coronavirus outbreak - are you very concerned about this, somewhat concerned, not so concerned or not concerned at all?

	-- More concerned ---			---- Less concerned -----			No
	NET	Very	Somewhat	NET	Not so	Not at all	opinion
3/25/20	53	23	29	47	17	30	*

Q29b/Q31 NET

	---- No one in family had cut in work hours or pay ----									
	-- More concerned ---			---- Less concerned -----			No	No		
	Work hours or pay cut	NET	Very	Somewhat	NET	Not so	Not at all	op.	op.	
3/25/20	51	25	11	14	23	8	15	*	1	

*** END ***