

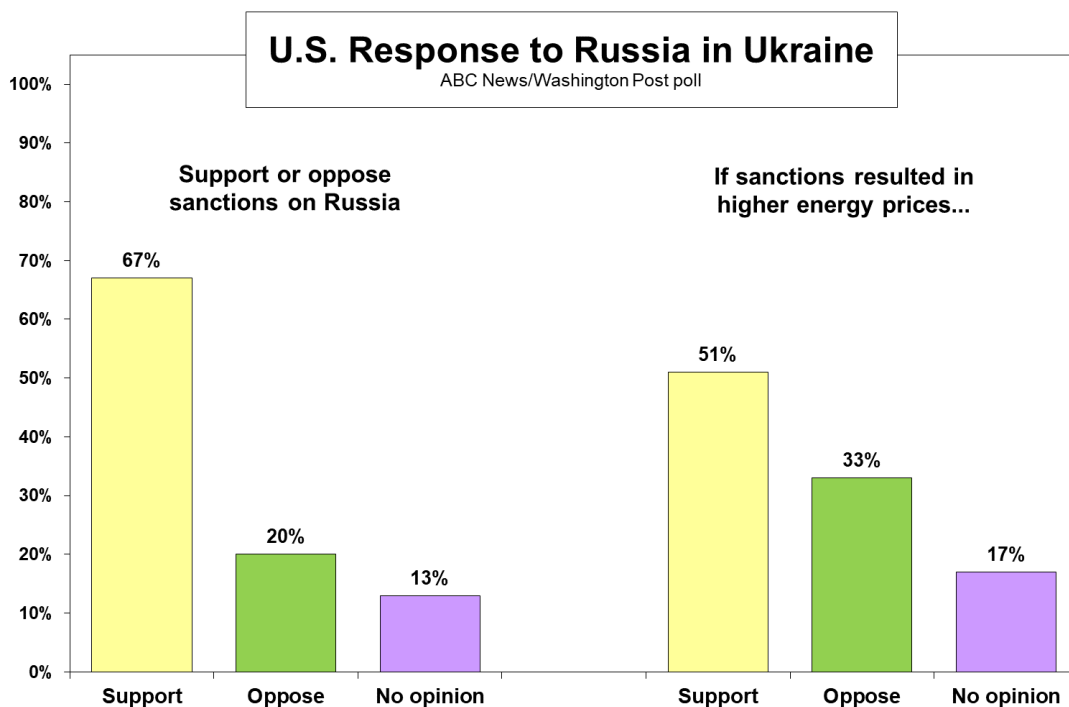
Views of Russia Near Cold-War Levels; 2/3 Back Sanctions, Fewer if Prices Rise

Negative views of Russia have advanced to levels last seen in the Cold War and Americans broadly support sanctions in response to its attack on Ukraine – although support subsides to half if those sanctions raise energy prices in the United States.

Joe Biden, for his part, gets more negative than positive ratings in this ABC News/Washington Post poll for his handling of the situation: Thirty-three percent approve while 47 percent disapprove, with the rest unsure.

More broadly, nearly half, 48 percent, say U.S. leadership in the world has weakened under Biden’s presidency, twice as many as say it’s grown stronger. And he’s underwater in trust to handle a crisis, 43-52 percent, a tenuous position given the week’s events.

Sixty-seven percent support the United States and its European allies imposing economic sanctions on Russia, with 20 percent opposed and the rest unsure. If sanctions produced higher energy prices, however – as Biden has warned – support declines to 51 percent, with 33 percent opposed. That reflects economic discontent, with inflation at its highest in nearly 40 years.

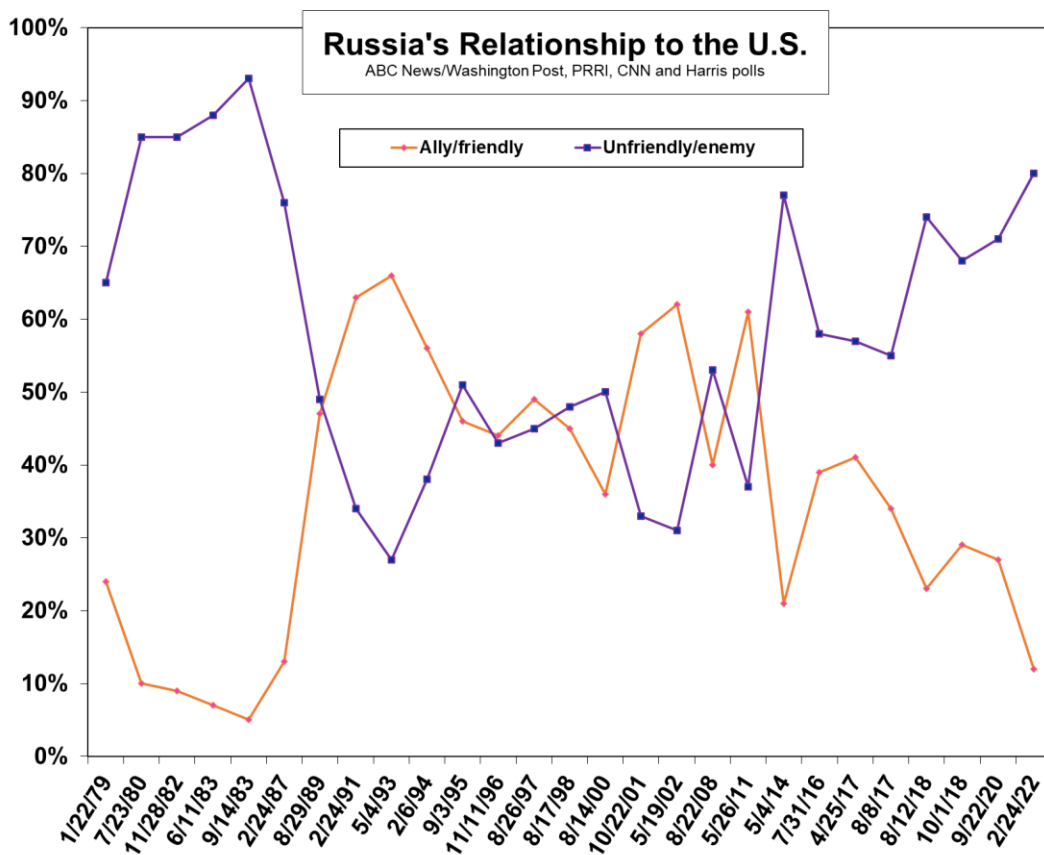


This poll was fielded Sunday through Thursday night, including the periods in which Russia was menacing Ukraine and then, on Thursday, invaded. Attitudes may evolve as the crisis unfolds.

Most striking are views of Russia: Eighty percent see it as unfriendly or an enemy of the United States – the most since 1983 (measured then as the Soviet Union), although it was similar, 77 percent, a few months after Russia invaded Crimea in 2014.

The current result includes 41 percent who now see Russia as an enemy of the United States, up from single digits in the early 2000s and early '90s alike.

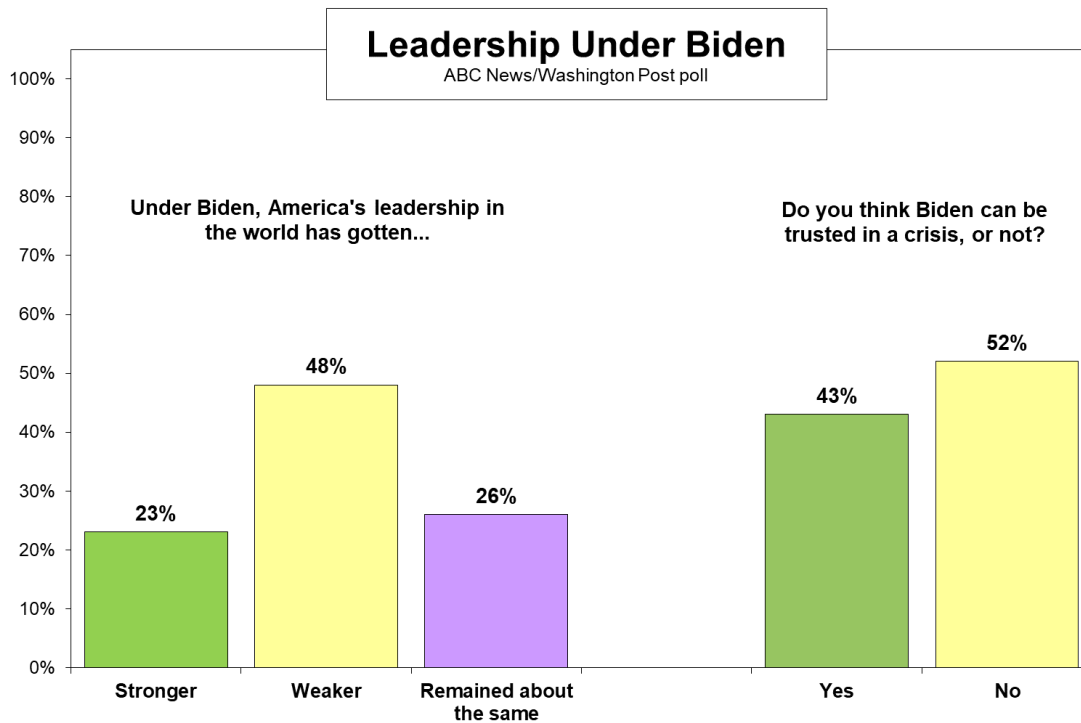
Just 12 percent call Russia friendly toward (or an ally of) the United States in this poll, produced for ABC by [Langer Research Associates](#). That's down from 62 percent in 2002 (a period of post-9/11 solidarity) and a high of 66 percent in 1993, two years after the fall of the Soviet Union.



GROUPS – Partisanship largely falls away in views of Russia – large majorities of Democrats (86 percent), independents (81 percent) and Republicans (78 percent) call it either unfriendly or an enemy of the United States. So do 80 to 88 percent of political liberals, moderates and conservatives alike, an unusual level of agreement in these typically divided groups.

There's a somewhat larger political gap on sanctions, which Biden initiated Tuesday, then increased Thursday – 79 percent of Democrats support them, declining to 63 percent of independents and 62 percent of Republicans. Support for sanctions if they bring higher energy prices, for its part, is 15 percentage points lower among people already experiencing economic hardship because of inflation, compared with those not experiencing hardship.

On Biden personally, views revert to typical sharp partisanship, with independents – usually the fulcrum in national politics – siding negatively. Sixty-six percent of Democrats approve of Biden's handling of the situation, dropping to 30 percent of independents and 8 percent of Republicans. Instead, 75 percent of Republicans and 54 percent of independents disapprove, compared with 13 percent of Democrats; the rest in each case are undecided.



Divisions are similar on trust in Biden to handle a crisis and on America's world leadership. On the latter, 82 percent of Republicans say the country's leadership in the world has gotten weaker under Biden, as do 53 percent of independents, compared with 11 percent of Democrats.

When the same question was asked in 2017 and 2018 about U.S. leadership under Donald Trump, these divisions were essentially reversed. Overall, though, at Trump's best, 30 percent said U.S. leadership had grown stronger, more than the 23 percent who say that of Biden today.

METHODOLOGY – This ABC News/Washington Post poll was conducted by landline and cellular telephone Feb. 20-24, 2022, in English and Spanish, among a random national sample of 1,011 adults. Results have a margin of [sampling error](#) of 4 percentage points, including the design effect. Partisan divisions are 27-26-40 percent, Democrats-Republicans-independents.

The survey was produced for ABC News by [Langer Research Associates](#) of New York, N.Y., with sampling and data collection by Abt Associates of Rockville, Md. See details on the survey's methodology [here](#).

Analysis by Gary Langer.

ABC News polls can be found at ABCNEWS.com. Join our [mailing list](#) to get updates on all new poll releases.

Media contacts: [Van Scott](#) (212-456-7243) or [Caragh Fisher](#) (212-456-3437).

Full results follow.

21-24 previously released, 1-2b, 3-7, 9a-b, 13-20 held for release. *= less than 0.5 percent

2c. Do you approve or disapprove of the way Biden is handling the situation involving Russia and Ukraine?

	Approve	Disapprove	No opinion
2/24/22	33	47	20

Compare to:

Do you approve or disapprove of the way Obama is handling the situation involving Russia and Ukraine?

	----- Approve -----			----- Disapprove -----			No opinion
	NET	Strongly	Somewhat	NET	Somewhat	Strongly	
4/27/14	34	17	17	46	14	31	20
3/9/14	42	16	26	43	16	27	15

*Washington Post-KFF

8. Under Biden, do you think America's leadership in the world has gotten (stronger), gotten (weaker), or remained about the same?

	Stronger	Weaker	Same	No opinion
2/24/22	23	48	26	2

Compare to:

Under Donald Trump, do you think America's leadership in the world has gotten (stronger), gotten (weaker), or remained about the same?

	Stronger	Weaker	Same	No opinion
7/20/18	30	47	20	4
11/1/17	26	53	20	1
7/13/17	27	48	23	3

9c. Do you think Biden can be trusted in a crisis, or not?

	Yes	No	No opinion
2/24/22	43	52	6

10. Thinking about Russia, do you feel that Russia is a close ally of the U.S., is friendly but not a close ally, is not friendly but not an enemy, or is unfriendly and is an enemy of the U.S.?

	----- Positive -----			----- Negative -----			No opinion
	NET	Ally	Friendly	NET	Unfriendly	Enemy	
2/24/22	12	1	12	80	39	41	7
9/22/20*	27	4	23	71	37	34	1
10/1/18*	29	5	24	68	45	23	2
8/12/18**	23	5	18	74	33	41	3
8/8/17*	34	8	26	55	31	24	10
4/25/17**	41	8	33	57	32	25	2
7/31/16**	39	8	31	58	37	21	3
5/4/14**	21	6	15	77	52	25	2
5/26/11**	61	16	45	37	28	9	2
8/22/08	40	4	35	53	37	16	8
5/19/02	62	10	53	31	24	7	7
10/22/01*	58	17	41	33	27	6	9
8/14/00	36	5	31	50	36	14	13
8/17/98	45	6	39	48	35	13	6
8/26/97	49	6	43	45	32	13	6
11/11/96	44	8	36	43	31	12	12
9/3/95**	46	4	42	51	37	14	3
2/6/94	56	7	49	38	29	9	6
5/4/93	66	10	56	27	20	7	6
2/24/91	63	14	49	34	27	7	3
8/29/89***	47	5	42	49	29	20	4
2/24/87***	13	2	11	76	37	39	11
9/14/83***	5	1	4	93	30	63	2
6/11/83***	7	1	6	88	36	52	5
11/28/82***	9	1	8	85	34	51	5
7/23/80***	10	1	9	85	37	48	5
1/22/79**	24	3	21	65	38	27	11

*PRRI

**CNN

***10/22/01 and previous: Harris

1979-1991: Soviet Union

Slight wording differences in trend

11. Given Russian military action involving Ukraine, would you support or oppose the United States and its European allies imposing economic sanctions on Russia?

	Support	Oppose	No opinion
2/24/22*	67	20	13

*2/20-2/21 "If Russia takes military action against Ukraine..."

12. (ASK IF SUPPORT SANCTIONS) Would you support or oppose economic sanctions against Russia if they resulted in higher energy prices in the United States?

	Support	Oppose	No opinion
2/24/22	76	18	5

NET 11/12

	Support	NET	----- Oppose ----- If prices higher	----- Oppose ----- regardless	Support, no op. on prices	No op.
2/24/22	51	33	12	20	4	13

*** END ***