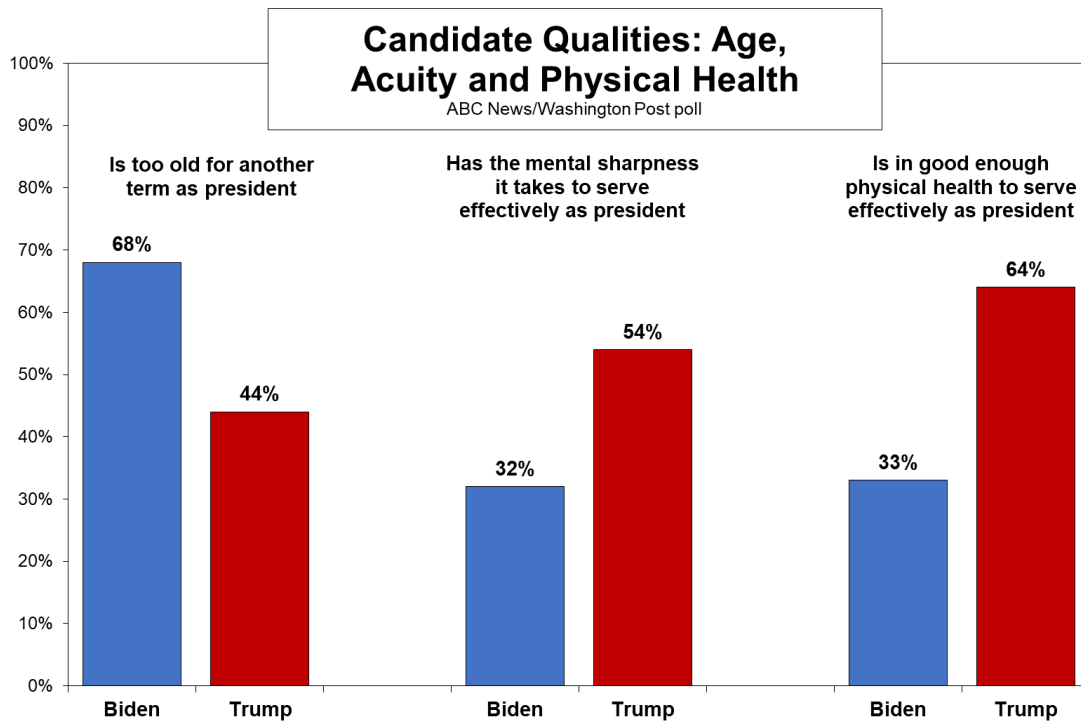


## **Broad Doubts About Biden’s Age and Acuity Spell Republican Opportunity in 2024**

Joe Biden’s job approval rating hit a career low in the latest ABC News/Washington Post poll and a broad 68 percent of Americans say he’s too old for another term as president – views that put him in a trailing position against top Republicans in early preferences for 2024.

Just 44 percent see Biden’s potential opponent, Donald Trump, as too old. (Trump is 76; Biden, 80.) Beyond chronological age, Trump far surpasses Biden in being seen as having the mental sharpness and the physical health it takes to serve effectively as president, with wide doubts about Biden on both fronts.

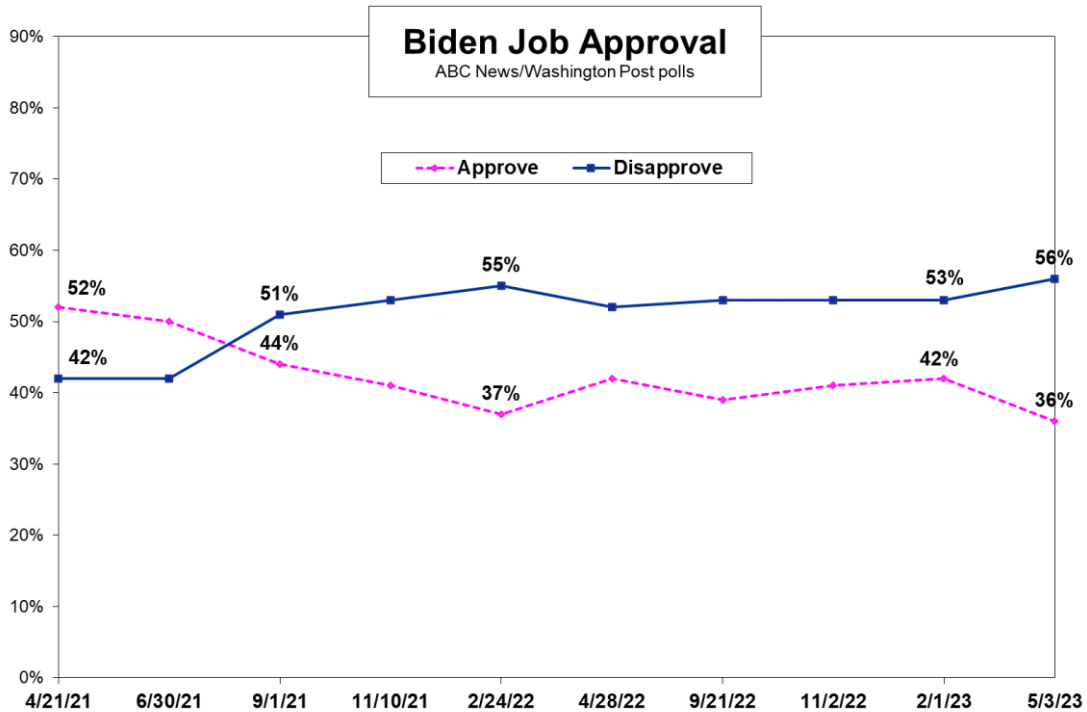


Another difference looks equally problematic for Biden should Trump emerge as the Republican nominee: Americans by 54-36 percent say Trump did a better job handling the economy when he was president than Biden has done in his term so far.

Trump is not Biden’s only challenge: Given his weaknesses, both Trump and Florida Gov. Ron DeSantis lead Biden in preference for the presidency in 2024.

Indicative of those results, Biden’s approval rating, battered by inflation, is just 36 percent in this poll, produced for ABC by [Langer Research Associates](#). That’s down 6 percentage points from

February and a point off Biden’s previous low in early 2022. Fifty-six percent disapprove of his performance.



Biden's approval rating is numerically the lowest on record for any first-term president a year and a half from the next presidential election in polling dating to Harry S. Truman. Similar was Gerald Ford, at 40 percent approval in May 1975; Jimmy Carter, 37 percent in May 1979; and Trump, 39 percent in April 2019. None was re-elected.

**CHALLENGES** – Trump, while the clear leader for the GOP nomination, has challenges of his own. Fifty-six percent say he should face criminal charges in investigations of whether he tried illegally to overturn results of the 2020 presidential election. About as many, 54 percent, say he should face charges in investigations of his handling of classified documents after leaving office and his role in events leading to the storming of the U.S. Capitol in January 2021. Fewer, about four in 10 in each case, say he should not be charged.

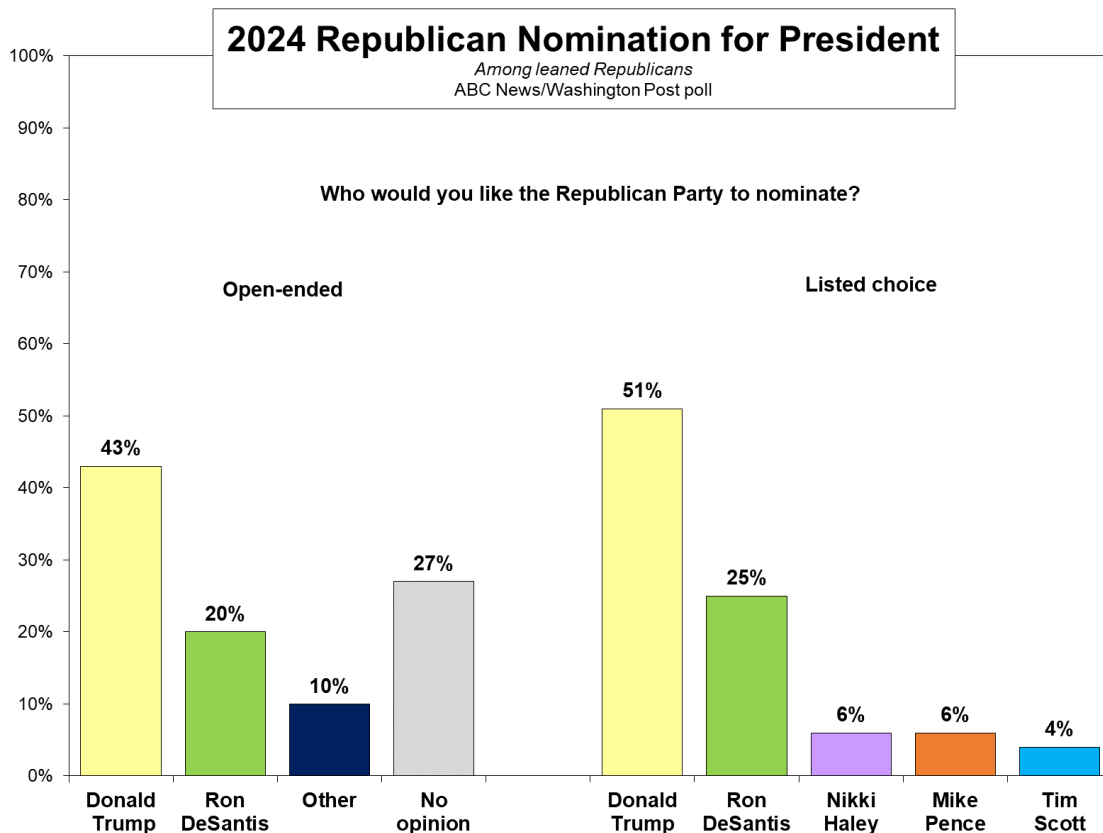
There’s a closer division in views about the charges of falsifying business records on which Trump has been indicted in New York. Forty-nine percent say this case was “brought appropriately, to hold Trump accountable under the law like anyone else.” Forty-four percent think it was brought “inappropriately, to try to hurt Trump politically.”

Ninety percent of Democrats think the charges are appropriate; 82 percent of Republicans say they’re inappropriate. Independents split 47-40 percent.

Perhaps reflecting the legal swirl around Trump, Biden scores 8 points better on another personal characteristic, being honest and trustworthy. But neither is well-rated on the attribute. Biden is seen as honest and trustworthy by 41 percent of Americans, Trump by 33 percent.

ELECTION – Regardless, Trump outperforms his in-party rivals at this early stage of the 2024 contest. In an open-ended question, 43 percent of Republicans and GOP-leaning independents say they’d like to see the party nominate Trump for president next year, and when the six best-known candidates are named, he advances to 51 percent. That’s double the preference for his nearest potential opponent, DeSantis, at 25 percent.

DeSantis comes closest to Trump, 27 vs. 36 percent, among moderates. But there aren’t that many of them in the party. Conservatives, who account for about two-thirds of Republicans and Republican leaners, favor Trump over DeSantis by 55-27 percent.



That said, substantial majorities of Republicans and Republican-leaning independents say they would be satisfied with either Trump (75 percent) or DeSantis (64 percent) as their party’s nominee. Fewer than a quarter would be dissatisfied with either; more are undecided about DeSantis. Satisfaction with Trump was far lower, 51 percent, as he fought for the nomination in March 2016.

Compare Trump’s position to Biden’s in his party: Just 36 percent of Democrats and Democratic-leaning independents would like to see their party nominate Biden for president next year. Fifty-eight percent prefer someone other than Biden, unchanged from February.

Looking (far) ahead to November 2024, in a Biden-Trump matchup, 44 percent of Americans say they'd definitely or probably vote for Trump, 38 percent for Biden, with 12 percent undecided. When the undecideds are asked how they lean, it's 49-42 percent, Trump-Biden.

A Biden-DeSantis matchup looks essentially the same. Forty-two percent of Americans say they'd definitely or probably vote for DeSantis, 37 percent for Biden, with 16 percent undecided. Including undecideds who lean either way, it's 48-41 percent, DeSantis-Biden.

These results – with DeSantis doing as well as Trump against Biden – suggest that Biden's challenge is not about Trump per se, but about perceptions of Biden himself.

Notably, among those who say Trump should face criminal charges in the investigations into whether he illegally tried to overturn the 2020 election results, 18 percent are inclined to vote for him over Biden anyway. Seventy-one percent in this group take Biden.

At the same time, among people who say Biden is too old for the job, 36 percent are inclined to support him anyway, while 54 percent in this group favor Trump. One reason is that among people who say Biden is too old, 62 percent also say Trump is too old.

**AGE/ATTRIBUTES** – Biden already is the nation's oldest president. As mentioned, 68 percent see him as too old for another term; this includes 43 percent who see both Biden and Trump as too old and 26 percent who say so only of Biden. Fewer, 44 percent, see Trump as too old – again 43 percent who say this about Trump and Biden alike, and a scant 1 percent who say it about Trump only.

Nearly half of Democrats, 48 percent, say Biden is too old for another term; about as many say the same about Trump. Many more independents, 75 percent, say this about Biden, vs. 51 percent for Trump. Among Republicans, 79 percent see Biden as too old; just 28 percent say this of Trump.

Among adults age 65 and older, 62 percent see Biden as too old, vs. 40 percent who say the same about Trump. Among the youngest adults, age 18-29, 75 percent see Biden as too old, vs. 53 percent for Trump.

Beyond age alone are questions of mental acuity and physical health. Just 32 percent overall think Biden has the mental sharpness it takes to serve effectively as president, down steeply from 51 percent when he was running for president three years ago. More, 54 percent, think Trump has the required mental sharpness – in his case, up 8 points from three years ago. The gap is even wider in terms of having the physical health to serve effectively – just 33 percent think Biden has it, vs. 64 percent for Trump.

Ninety-four percent of Republicans and 69 percent of independents think Biden lacks the mental sharpness it takes to serve effectively, as do 21 percent of Democrats. As with age, these views aren't entirely determinative of voter preferences: Among people who fault Biden on this question, 15 percent support him against Trump anyway.

Beyond broad appeal, these doubts about Biden seem to limit his strength of support, a potential factor in bringing voters to the polls. Just 18 percent of Americans strongly approve of Biden's performance in office, essentially flat since late in his first year. Trump, at this point four years ago, had more strong support, 28 percent.

A key difference is within Biden's own party. As reflected in opposition to his being the 2024 nominee, just 37 percent of Democrats and Democratic-leaning independents voice strong approval for Biden's work in office. Among Republicans and GOP-leaning independents four years ago, Trump's strong approval was far higher, 58 percent.

**APPROVAL/GROUPS** – Biden has trouble across a range of groups. His approval rating from Black people, a core Democratic group, is just 52 percent, down from 82 percent when he took office. Indeed, 27 percent of Black people say they'd definitely or probably vote for Trump in 2024, or lean toward him. Trump won 12 percent of Black voters in 2020.

Biden has even lower approval, 40 percent, from Hispanic people (a point from his low) and 32 percent among white people (matching his low). In a Biden-Trump matchup, 43 percent of Hispanic people say they'd definitely or probably support Trump or lean that way. Trump won 32 percent of Hispanic voters in the last election.

Biden is at a low in approval among women, another key group for Democrats, with 39 percent approval, and, at 30 percent, matches his low among independents, often a swing voter group. Indeed, independents currently slightly favor Trump over Biden, 48-39 percent. Biden won 54 percent of independents in 2020.

Among other groups, Biden is at a low of 40 percent approval among moderates. Half in this group now say they're inclined to vote for him over Trump in 2024. In 2020, Biden did far better among moderates, with 64 percent support.

**METHODOLOGY** – This ABC News/Washington Post poll was conducted by landline and cellular telephone April 28-May 3, 2023, in English and Spanish, among a random national sample of 1,006 adults. Partisan divisions are 26-25-41 percent, Democrats-Republicans-independents. Results have a margin of [sampling error](#) of 3.5 percentage points, including the design effect. Sampling error is not the only source of differences in polls.

The survey was produced for ABC News by [Langer Research Associates](#), with sampling and data collection by Abt Associates of Rockville, Md. See details on the survey's methodology [here](#).

Analysis by Gary Langer.

ABC News polls can be found at ABCNEWS.com. Join our [mailing list](#) to get updates on all new poll releases.

Media contacts: [Van Scott](#) (212-456-7243) or [Alisa Vasquez](#) (443-688-3667).

Full results follow.

Q3-4 previously released. Q7-11 held for release. \*=less than 0.5 percent.

1. Do you approve or disapprove of the way Joe Biden is handling his job as president? Do you approve/disapprove strongly or somewhat?

	----- Approve -----			----- Disapprove -----			No opinion
	NET	Strongly	Somewhat	NET	Somewhat	Strongly	
5/3/23	36	18	18	56	9	47	8
2/1/23	42	18	24	53	10	42	5
11/2/22	41	19	23	53	11	42	6
9/21/22	39	22	18	53	11	41	8
4/28/22	42	21	21	52	10	42	6
2/24/22	37	20	18	55	11	44	7
11/10/21	41	19	22	53	10	44	6
9/1/21	44	25	19	51	9	42	5
6/30/21	50	30	19	42	7	35	8
4/21/21	52	34	18	42	7	35	6

2. Who do you think did a better job handling the economy - (Donald Trump when he was president), or (Joe Biden during his presidency so far)?

	Trump	Biden	Neither (vol.)	No opinion
5/3/23	54	36	7	3

5. Donald Trump has been charged in New York with 34 felony counts of falsifying business records. Do you think this case was brought (appropriately to hold Trump accountable under the law like anyone else), or (inappropriately to try to hurt Trump politically)?

	Appropriately to hold Trump accountable	Inappropriately to try to hurt Trump politically	No opinion
5/3/23	49	44	7

6. Do you think Trump should or should not face criminal charges in each of these other cases?

5/3/23 - Summary table

	Should	Should not	No opinion
a. Investigations into whether he tried to illegally overturn the 2020 presidential election results	56	38	7
b. A federal investigation into his handling of classified documents after he left office	54	38	8
c. A federal investigation into his role in the events leading to the storming of the U.S. Capitol in January 2021	54	41	6

12. (ASK IF LEANED DEMOCRAT) Would you like the Democratic Party to nominate Biden to run for a second term as president in 2024, or would you like the Democratic Party to nominate someone other than Biden as its candidate for president?

	Nominate Biden	Nominate someone other than Biden	No opinion
5/3/23	36	58	6
2/1/23	31	58	10
9/21/22	35	56	9

13. (ASK IF LEANED REPUBLICAN) Who would you like the Republican Party to nominate as its candidate for president in 2024?

5/3/23

Chris Christie	1
Ron DeSantis	20
Nikki Haley	1
Asa Hutchinson	1
Mike Pence	2
Vivek Ramaswamy	*
Tim Scott	1
Chris Sununu	*
Donald Trump	43
Other (vol.)	4
No opinion	27

14. (ASK IF NOT DESANTIS, HALEY, HUTCHINSON, PENCE, SCOTT, OR TRUMP) What if the only candidates were (Ron DeSantis), (Nikki Haley), (Asa Hutchinson), (Mike Pence), (Tim Scott), and (Donald Trump) - who would you like the Republican Party to nominate as its candidate for president in 2024?

5/3/23

Ron DeSantis	16
Nikki Haley	16
Asa Hutchinson	2
Mike Pence	13
Tim Scott	9
Donald Trump	22
None of these (vol.)	3
No opinion	18

13/14 NET VOTE PREFERENCE

5/3/23

Ron DeSantis	25
Nikki Haley	6
Asa Hutchinson	1
Mike Pence	6
Tim Scott	4
Donald Trump	51
None of these (vol.)	1
No opinion	6

15. (ASK IF LEANED REPUBLICAN) Would you be satisfied or dissatisfied with [ITEM] as the Republican nominee for president in 2024?

5/3/23 - Summary table

	Satisfied	Dissatisfied	No opinion
a. Donald Trump	75	22	3
b. Ron DeSantis	64	23	13

Compare to:

How would you feel with [ITEM] as the Republican nominee for president - very satisfied, somewhat satisfied, somewhat dissatisfied or very dissatisfied?

3/6/16 - Summary table

	----- Satisfied-----			---- Dissatisfied ---			No opinion
	NET	Very	Somewhat	NET	Somewhat	Very	
a. Trump	51	26	24	48	15	32	1
b. Cruz	65	22	43	33	18	15	2
c. Rubio	62	16	46	34	19	15	4
d. Kasich	56	18	38	33	20	12	11

16. If the candidates for president in 2024 were (Donald Trump, the Republican) and (Joe Biden, the Democrat), would you (definitely vote for Trump, probably vote for Trump), (definitely vote for Biden, probably vote for Biden), or are you undecided about that? Who would you lean toward?

Excluding leaners:

	---- Trump ---			---- Biden ---			Undecided	Someone else (vol.)	Neither (vol.)	Would not vote (vol.)	No op. *
	NET	Def	Prob	NET	Def	Prob					
5/3/23	44	36	9	38	32	6	12	1	3	1	

Including leaners:

	----- Trump -----				----- Biden -----				Someone else (vol.)	Neither (vol.)	Would not vote (vol.)	No op. *
	NET	Def	Prob	Lean	NET	Def	Prob	Lean				
5/3/23	49	36	9	5	42	32	6	4	1	4	2	1

Compare to:

If the 2024 presidential election were being held today and the candidates were (Donald Trump, the Republican) and (Joe Biden, the Democrat), for whom would you vote? Would you lean toward (Trump) or (Biden)?

	Trump	Biden	Other (vol.)	Neither (vol.)	Would not vote (vol.)	No opinion
2/1/23	48	44	1	3	2	1
9/21/22	46	48	1	3	1	1

17. If the candidates for president in 2024 were (Ron DeSantis, the Republican) and (Joe Biden, the Democrat), would you (definitely vote for DeSantis, probably vote for DeSantis), (definitely vote for Biden, probably vote for Biden), or are you undecided about that? Who would you lean toward?

Excluding leaners:

	Vote DeSantis-			- Vote Biden -			Undecided	Someone else (vol.)	Neither (vol.)	Would not vote (vol.)	No op. *
	NET	Def	Prob	NET	Def	Prob					
5/3/23	42	32	10	37	32	5	16	1	2	1	1

Including leaners:

	-- Vote DeSantis ---				---- Vote Biden ----				Someone else (vol.)	Neither (vol.)	Would not vote (vol.)	No op. *
	NET	Def	Prob	Lean	NET	Def	Prob	Lean				
5/3/23	48	32	10	6	41	32	5	4	2	4	1	3

18. Do you think Biden [ITEM], or not?

5/3/23 - Summary table



	Yes	No	No opinion
a. is honest and trustworthy	41	54	5
b. has the mental sharpness it takes to serve effectively as president	32	63	5
c. is in good enough physical health to serve effectively as president	33	62	5

Trend:

a. is honest and trustworthy

	Yes	No	No opinion
5/3/23	41	54	5
5/28/20	48	45	8

b. has the mental sharpness it takes to serve effectively as president

	Yes	No	No opinion
5/3/23	32	63	5
2/24/22	40	54	7
5/28/20	51	43	6

c. No trend.

19. Do you think Trump [ITEM], or not?

5/3/23 - Summary table

	Yes	No	No opinion
a. is honest and trustworthy	33	63	5
b. has the mental sharpness it takes to serve effectively as president	54	43	4
c. is in good enough physical health to serve effectively as president	64	28	8

Trend:

a. is honest and trustworthy

	Yes	No	No opinion
5/3/23	33	63	5
5/28/20	35	62	3
10/30/19	31	63	6
1/24/19	36	61	2
11/1/17	33	65	2
4/20/17	38	58	4
10/13/16 RV	34	64	3
9/22/16	38	57	5
9/8/16	31	64	4
8/4/16	34	62	4
3/6/16	27	69	4
9/10/15*	35	59	6

\*"Please tell me whether the following statement applies to Trump, or not: He is honest and trustworthy."

b. has the mental sharpness it takes to serve effectively as president

	Yes	No	No opinion
5/3/23	54	43	4
5/28/20	46	52	2

c. No trend.

20. (If re-elected, Biden would be 82 years old at the start of his second term) and (if elected again, Trump would be 78 years old at the start of his second term). Do you think only (Biden) is too old for another term as president, only (Trump) is too old for another term as president, both are too old for another term as president, or neither is too old for another term as president?

	Only Biden is too old	Only Trump is too old	Both are too old	Neither is too old	No opinion
5/3/23	26	1	43	28	3

\*\*\* END \*\*\*