

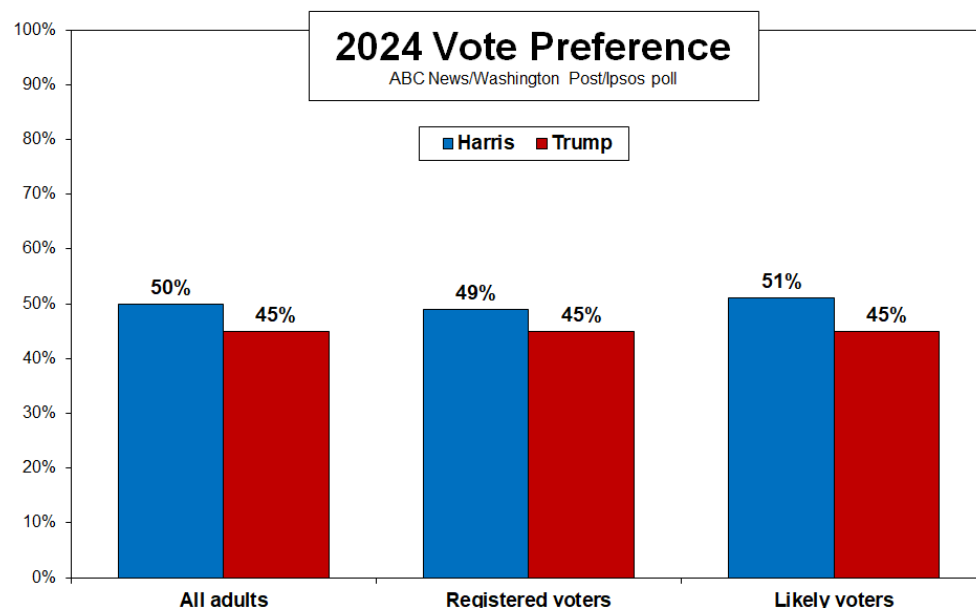
Harris Leads Into Her Convention – But Not on Handling the Economy

Kamala Harris heads into her nominating convention leading Donald Trump in a head-to-head matchup, bolstered by vast improvements over Joe Biden in enthusiasm and perceived readiness for the job and sharply better support among key groups including swing-voting independents.

Yet Trump retains the upper hand on the two top-cited election issues in the latest ABC News/Washington Post/Ipsos poll, the overall economy and inflation, and also leads on a third, immigration, keeping the race a closely contested one.

Among all adults – relevant since there’s plenty of time to register – Harris and Tim Walz lead Trump and JD Vance by 50-45 percent. Among those now registered to vote, it’s 49-45 percent, a slight Harris advantage given sampling tolerances. And Harris has a 6-point lead among likely voters, 51-45 percent.

Roughly echoing these results, this poll, produced for ABC by [Langer Research Associates](#) with fieldwork by [Ipsos](#), also finds that more people see Harris as qualified for the job, 53 percent, than say the same about Trump, 47 percent.



In a five-way matchup, the poll finds Harris/Walz and Trump/Vance at 47-44 percent among the general public and registered voters alike, and 49-45 percent among likely voters. None of these is a statistically significant difference, suggesting the Democrats would prefer a two-way race.

That said, among all adults, support for Robert F. Kennedy Jr. (and his running mate Nicole Shanahan) is down to 5 percent, from a peak of 12 percent in April. Cornel West/Melina Abdullah have 1 percent, as does Jill Stein of the Green Party.

These candidates' ballot access is to be determined; per ABC News estimates, Kennedy currently is on the ballot in 21 states, Stein in 20 and West in eight.

ATTRIBUTES – Underlying shifts from July are dramatic, particularly in views of some candidate attributes. There also are sharp increases in Democrats' satisfaction with the presidential matchup and enthusiasm for their candidate.

Among all adults, Harris leads on two measures on which Biden lagged badly. Americans by a wide 56-26 percent pick her over Trump as having the physical health to serve effectively as president, reversing Trump's 31-point lead over Biden on this attribute last month. And Harris leads Trump by 9 percentage points in being seen as having the mental sharpness it takes to serve effectively, erasing a 30-point Trump lead over Biden on this measure.

Harris also leads Trump by 15 points on honesty and trustworthiness and by 6 points in better representing people's personal values, both roughly matching Biden's position before he left the race. And she leads Trump by 7 points in empathy – understanding the problems of people like you – an important gauge on which Biden and Trump were essentially even in July.

Personal Attributes		
<i>ABC News/Washington Post/Ipsos polls</i>		
	Applies more to...	
	Now	July
Is in good enough physical health to serve effectively as president	Harris +30	Trump +31
Is honest and trustworthy	Harris +15	Biden +17
Has the mental sharpness it takes to serve effectively as president	Harris +9	Trump +30
Understands the problems of people like you	Harris +7	Biden +2
Represents your personal values	Harris +6	Biden +5

There's another characteristic particular to Harris: Thirty-eight percent of Americans say that having a woman serve as president would be a good thing for the country, far more than the 14 percent who see it as a bad thing. The rest, 47 percent, say it makes no difference. (Forty percent of women call a woman president a good thing, as do 35 percent of men.)

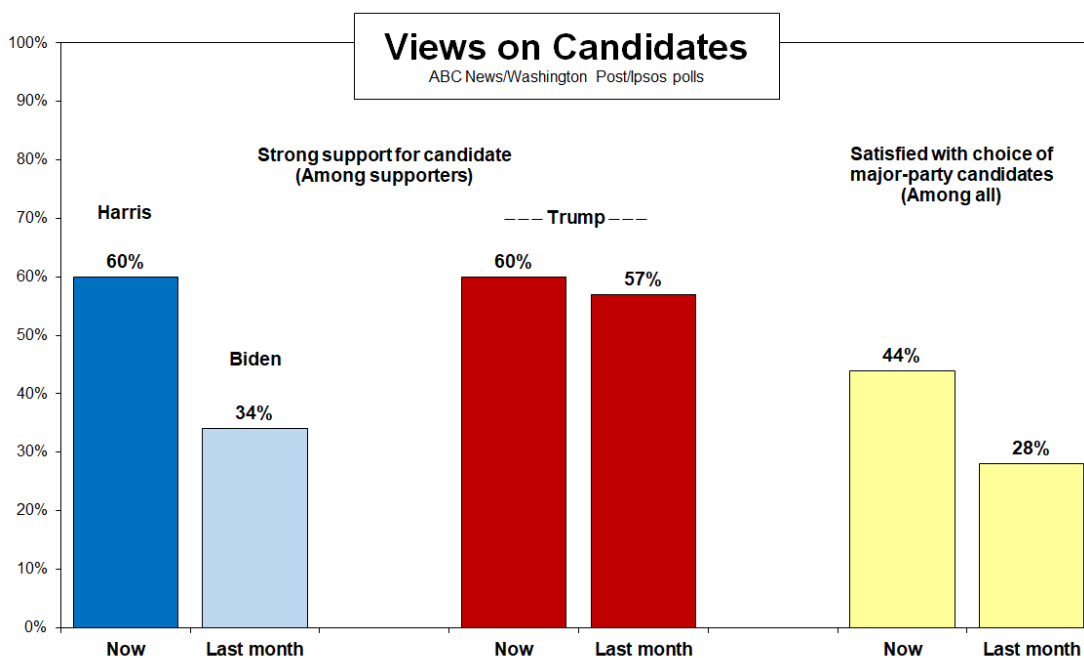
STRENGTH/ENTHUSIASM – In another sharp change, 60 percent of Harris' backers support her strongly, matching Trump's strong support and compared with just 34 percent strong support for Biden last month.

Further, 50 percent overall say they'd be enthusiastic or satisfied if Harris were elected, compared with 36 percent who said that about Biden in early 2023, even before concerns about his cognitive age grew. Just among Democrats and Democratic-leaning independents,

enthusiasm or satisfaction with Harris as their candidate is 19 points higher than Biden's at that time, at 91 vs. 72 percent.

Forty-five percent overall say they'd be enthusiastic or satisfied with a Trump victory, about the same as in early 2023 (43 percent). It's 85 percent among Republicans and GOP-leaning independents, up 6 points.

To be sure, fewer than half of Americans, 44 percent, are satisfied with a Harris-Trump matchup, with 55 percent dissatisfied. But that's sharply improved from views on a Biden-Trump race, with which just 28 percent were satisfied, 71 percent dissatisfied, last month.



It's also the case that Harris' choice of Walz as her running mate has been better received than Trump's selection of Vance, as [reported](#) Friday.

ISSUES – At the same time, Trump leads Harris by 9 points in trust to handle the economy and inflation alike, roughly maintaining his position on these issues against Biden last month. More than 85 percent of adults rate both of these as highly important in their vote for president, tops among 11 issues tested.

Trump also leads Harris, by 10 points, in trust to handle the immigration situation at the U.S.-Mexico border, vs. a 14-point Trump lead in July. But other issues surpass immigration in importance, including health care, on which Harris leads Trump by 7 points; protecting American democracy, Harris +6; and crime and safety, on which they're close.

Notably, the gap on crime and safety has narrowed from a Trump lead, +7 points, in July, to Trump +3 points now, not a significant gap. And Harris leads by 5 points in trust to handle gun

violence, compared with a virtual tie for Biden (+1) against Trump in July. Both shifts may reflect Harris’ credentials as a former prosecutor.

Harris also leads, by 5 points, in trust to handle appointments to the U.S. Supreme Court. Among items lower on the importance list, she leads Trump by 12 points in trust to handle abortion and 14 points to handle race relations, while he’s +5 points on handling the Israel/Hamas war (down from +9 against Biden).

Election Issues: Importance and Trust <i>ABC News/Washington Post/Ipsos polls</i>			
	Important in vote	Trust to handle...	
		Now	July
Economy	89%	Trump +9	Trump +10
Inflation	86	Trump +9	Trump +11
Health care	77	Harris +7	Biden +6
Protecting democracy	77	Harris +6	Biden +6
Crime and safety	76	Trump +3	Trump +7
Immigration	70	Trump +10	Trump +14
Supreme Court	65	Harris +5	Biden +4
Gun violence	63	Harris +5	Biden +1
Abortion	59	Harris +12	Biden +13
Israel/Hamas war	50	Trump +5	Trump +9
Race relations	50	Harris +14	NA

FINGERPRINTS – While Trump leads in trust to handle the economy and immigration, most people give Harris at least somewhat of a pass on the Biden administration’s policies on both issues. The public by about a 2-1 margin, 64-33 percent, thinks Harris had limited influence on Biden’s economic policies, and by 57-39 percent says the same about her influence on immigration policies.

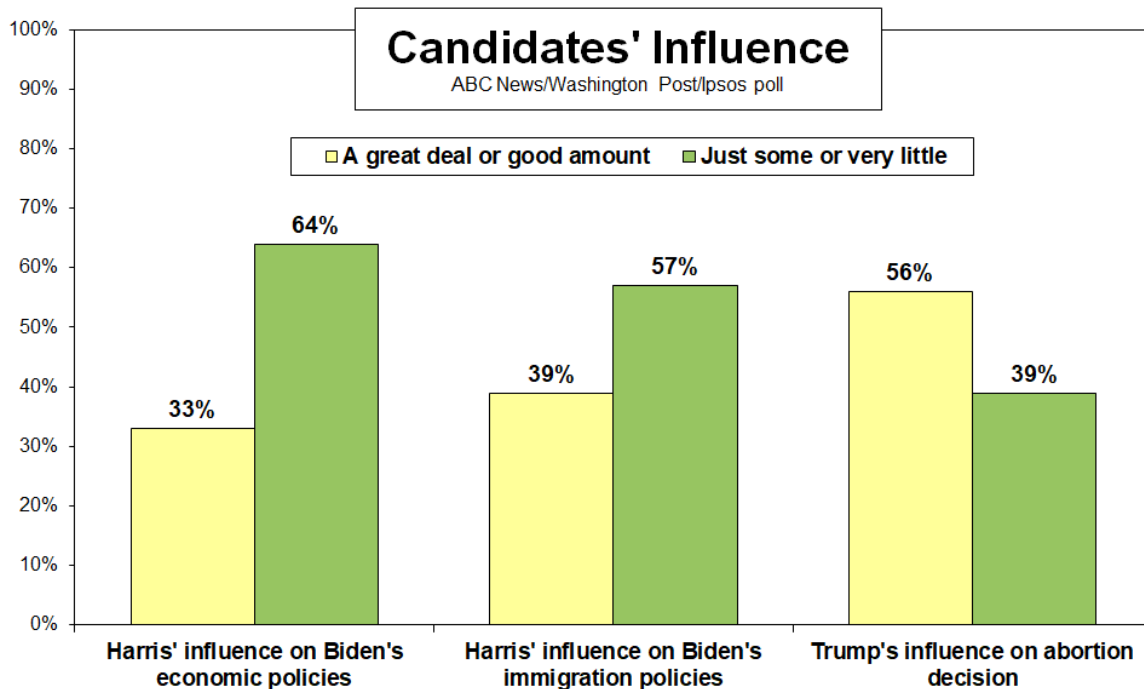
Economic views matter, given the issue’s importance. With 72 percent of Americans rating the economy negatively, Trump is sure to seek to pin blame on Harris, and she to try to avoid it. Currently he leads by 61-33 percent among those who rate the economy negatively; she, by 89-8 percent among those who rate it positively. Wednesday’s new inflation figure, a low since early 2021, may offer help to Harris, but prices and interest rates still have risen sharply on the Biden/Harris watch, and recession fears are afoot.

Trump may face more of a challenge on the abortion issue. Although fewer rate it as highly important, it’s also the case that Americans by 56-39 percent think Trump had substantial influence in bringing about the U.S. Supreme Court decision eliminating the constitutional right to an abortion – a decision the public opposes by 62-35 percent.

Supporters of the abortion ruling support Trump by 81-13 percent, but the majority that opposes it supports Harris, by 72-25 percent. Indeed, among people who think Trump had a larger role in

bringing about the abortion ruling, Harris leads, 69-28 percent. Among those who think Trump had less influence, that flips to a 73-22 percent Trump lead.

Vote-preference gaps based on views of Harris' influence on economic and immigration policy are far less pronounced, and run in the opposite direction. She does 10 points better with people who think she's had more influence on economic policy, and 9 points better among those who think she had more influence on immigration policy, both compared with those who think she's had less influence.



VOTE GROUPS – Some of the changes among groups from Biden to Harris are striking. Among them:

- Independents went from +4 points for Trump in July to +11 Harris now, a 15-point swing. Classic swing voters, independents have gone with the winner in nine of the last 12 presidential elections, all but those in 2012, 2004 and 1976.
- People younger than age 40 have moved from +2 Biden in July to +20 for Harris now, an 18-point swing.
- Women age 18-29 split about evenly (Trump +2) in July; now they favor Harris by 23 points, a 25-point swing in this group. It's almost as big, an 18-point swing to Harris, among women age 30 to 49. Harris also has improved from Biden's score among men age 18-29, from Biden +1 in July to Harris +14 now, a 13-point swing.
- Support from Black people has swung by 12 points in Harris' direction, from +60 for Biden in July to +72 for Harris now. Her gain is about equal among Black men and Black

women alike. (Harris is a Black and South Asian person. The sample size of Asians in this survey is too small for a vote-preference estimate, but a combination of the last two surveys with a Harris-Trump matchup, the first done before Biden withdrew, finds Harris ahead of Trump among Asians by 65-32 percent.)

- Harris has seen an 8-point swing among Hispanic people. That’s occurred mostly among Hispanic women, a 17-point swing from +2 for Trump in July to + 15 for Harris now.
- In the middle-income range, people with household incomes from \$50,000 to \$99,999 have gone from Trump + 7 in July to Harris +8 now, a 15-point shift.

In table form:

Vote Choice Change Among Key Groups <i>ABC News/Washington Post/Ipsos polls</i>					
	Now		July		
	Harris-Trump	Gap	Biden-Trump	Gap	Swing
Independents	51-40%	Harris +11	40-44%	Trump +4	H +15
Age 18-39	57-37	Harris +20	46-44	Biden +2	H +18
Women 18-29	58-35	Harris +23	44-46	Trump +2	H +25
Women 30-49	57-40	Harris +17	46-47	Trump +1	H +18
Men 18-29	55-41	Harris +14	45-44	Biden +1	H +13
Black people	83-11	Harris +72	77-17	Biden +60	H +12
Hispanic women	55-40	Harris +15	45-47	Trump +2	H +17
\$50K to <100K income	51-43	Harris +8	43-50	Trump +7	H +15
Battlegrounds	50-46	Harris +8	46-49	Trump +3	H +7

AHEAD – Some potential voters may be persuadable in the campaign ahead. Among people who don’t currently support Trump, 12 percent say they’d consider voting for him. Among those who don’t now support Harris, an almost equal number, 11 percent, say they’d consider her.

The question is how the candidates attract new supporters while keeping their bases motivated. Appeals on ideological lines seem thin: While 46 percent see Harris as too liberal, as Trump consistently charges, almost as many, 42 percent, see him as too conservative.

Another challenging line is Trump’s contention that the Democratic Party encouraged the sentiment that led to an attempt on his life. Instead, more Americans blame the Republican Party for the risk of politically motivated violence in this country, 37 percent, than blame the Democrats, 26 percent; an additional 25 percent blame both equally.

Best for Trump is his advantage on the economy and Harris’ association with Biden, who labors under a 37-55 percent job approval rating, essentially steady the past 15 months. Indeed, Harris’ own rating for handling her job as vice president is just 39-49 percent. But Trump’s retrospective rating also is under water, 44-49 percent. And at this stage, at least, Harris possesses one potentially crucial election commodity: momentum.

METHODOLOGY – This ABC News/Washington Post/Ipsos poll was conducted online via the probability-based Ipsos KnowledgePanel® Aug. 9-13, 2024, in English and Spanish, among a random national sample of 2,336 adults. Partisan divisions are 29-29-29 percent, Democrats-Republicans-independents. Results have a margin of [sampling error](#) of 2 percentage points, including the design effect, for the full sample. Sampling error is not the only source of differences in polls.

The survey was produced for ABC News by [Langer Research Associates](#), with sampling and data collection by Ipsos. See details on ABC News survey methodology [here](#).

Analysis by Gary Langer.

ABC News polls can be found at ABCNEWS.com. Join our [mailing list](#) to get updates on all new poll releases. Media contacts: [Van Scott](#) (212-456-7243) or [Brooks Lancaster](#).

Full results follow.

Q9-10, 20-21 previously released.

1. How closely are you following the 2024 presidential race?

	----- Closely -----			----- Not closely -----			
	NET	Very	Somewhat	NET	Not so	Not at all	Skip
8/13/24	67	32	35	33	19	14	0

Call for full trend.

2. How likely are you to vote in the presidential election in November?

	Absolutely certain to vote	Probably will vote	Chances are 50/50	Less likely than that	Skip
8/13/24	63	11	8	18	*
7/9/24*	62	10	8	20	*
4/30/24	60	11	8	21	*

*7/9/24 and previous: "Thinking ahead,"

3. If the 2024 presidential election were being held today, for whom would you vote?
(IF UNDECIDED OR SKIPPED QUESTION) Who would you lean toward?

Vote preference excluding "would not vote":

	Harris	Trump	Someone else	Skip
8/13/24*	50	45	4	1
8/13/24 RV	49	45	5	1
7/9/24**	49	46	5	*
7/9/24 RV	49	47	5	*

Compare to:***

	Biden	Trump	Someone else	Skip
7/9/24	46	47	7	*
7/9/24 RV	46	46	8	*
4/30/24	44	46	8	1
4/30/24 RV	46	45	8	1

**Kamala Harris and Tim Walz, the Democrats" and "Donald Trump and JD Vance, the Republicans," rotated.

***"Imagine that the Democratic nominee for president is Vice President Kamala Harris..."
 "Kamala Harris, the Democrat" and "Donald Trump, the Republican," rotated.
 ***"Joe Biden, the Democrat" and "Donald Trump, the Republican," rotated.

4. (IF HARRIS, TRUMP, OR SOMEONE ELSE) Which best describes your support for (Harris/Trump/candidate specified)?

	Strongly support named candidate	Support candidate with reservations	Mainly dislike other candidate(s)	Skip
8/13/24				
All	59	26	15	*
If Harris	60	21	19	*
If Trump	60	32	8	0
If other*	NA	NA	NA	NA

*Insufficient sample size

Compare to:

7/9/24				
All	45	32	23	*
If Biden	34	34	31	0
If Trump	57	31	12	*
If other*	35	21	44	0

4/30/24				
All	49	31	20	*
If Biden	44	30	25	0
If Trump	55	33	12	*
If other	32	22	47	0

*Caution, small sample size (n=93)

5. If the 2024 presidential election were being held today and these candidates were on the ballot in your state, for whom would you vote? (IF UNDECIDED OR SKIPPED QUESTION) Who would you lean toward?

Vote preference excluding "would not vote":

	Harris	Trump	RFK, Jr.	West	Stein	Someone else	Skip
8/13/24	47	44	5	1	1	2	1
8/13/24 RV	47	44	5	1	1	2	1

(Candidates' full names, running mates and party affiliations provided. Harris and Trump rotated first; RFK, Jr., West and Stein randomized.)

Compare to:

	Biden	Trump	RFK, Jr.	West	Stein	Someone else	Skip
7/9/24	41	42	10	2	2	3	*
4/30/24	40	42	12	2	1	3	1
7/9/24 RV	42	43	9	2	2	3	*
4/30/24 RV	42	42	11	2	1	2	1

(Candidates' full names and party affiliations provided. Biden and Trump rotated first; RFK, Jr., West and Stein randomized.)

6. How do you feel about a choice between Harris and Trump as the major-party candidates for president this year?

	NET	Satisfied	Somewhat	NET	Dissatisfied	Somewhat	Very	Skip
8/13/24	44	17	27	55	31	24	2	

Compare to Biden and Trump:

7/9/24	28	11	17	71	27	44	1
--------	----	----	----	----	----	----	---

Compare to Clinton and Trump:*

8/4/16	42	13	28	57	26	31	1
7/14/16	40	13	27	58	24	34	2

(Candidate names rotated. Response options rotated 1-4, 4-1.)

*CATI mode

7. (IF NOT TRUMP IN Q3, Q5) Would you consider voting for Trump, or would you definitely not vote for him?

	Consider voting for Trump	Definitely not vote for him	Skip
8/13/24	12	87	2
8/13/24 RV	9	89	2
7/9/24	9	90	1
7/9/24 RV	6	93	*

(Rotated with Q8)

8. (IF NOT HARRIS IN Q3, Q5) Would you consider voting for Harris, or would you definitely not vote for her?

	Consider voting for Harris	Definitely not vote for her	Skip
8/13/24	11	86	2
8/13/24 RV	8	90	2
7/9/24	9	90	1
7/9/24 RV	7	92	1

(Rotated with Q7)

Compare to:

	Consider voting for Biden	Definitely not vote for him	Skip
7/9/24	8	92	1
7/9/24 RV	5	95	1

11. Do you approve or disapprove of the way Joe Biden is handling his job as president?

	----- Approve -----			----- Disapprove -----			Skip/ No opinion
	NET	Strongly	Somewhat	NET	Somewhat	Strongly	
8/13/24	37	13	24	55	13	42	8
7/9/24	36	13	23	57	16	42	7
4/30/24	35	12	23	57	15	42	8
1/8/24*	33	11	22	58	17	41	9
9/20/23	37	20	17	56	11	45	7
5/3/23	36	18	18	56	9	47	8
2/1/23	42	18	24	53	10	42	5
11/2/22	41	19	23	53	11	42	6
9/21/22	39	22	18	53	11	41	8
4/28/22	42	21	21	52	10	42	6
2/24/22	37	20	18	55	11	44	7
11/10/21	41	19	22	53	10	44	6
9/1/21	44	25	19	51	9	42	5
6/30/21	50	30	19	42	7	35	8
4/21/21	52	34	18	42	7	35	6

(If no opinion or skipped: Which way do you lean on how Biden is handling his job as president? Leaners are netted with somewhat.)

*Previous polls in CATI mode.

12. Do you approve or disapprove of the way Kamala Harris is handling her job as vice president?

	----- Approve -----			----- Disapprove -----			Skip/
	NET	Strongly	Somewhat	NET	Somewhat	Strongly	No opinion*
8/13/24	39	17	22	49	11	38	12

(If no opinion or skipped question: Which way do you lean on how Harris is handling her job as vice president? Leaners are netted with somewhat.)

13. Looking back, do you approve or disapprove of the way Donald Trump handled his job when he was president?

	----- Approve -----			----- Disapprove -----			Skip/
	NET	Strongly	Somewhat	NET	Somewhat	Strongly	No opinion*
8/13/24	44	23	20	49	10	39	7
7/9/24	43	22	21	52	11	41	6
4/30/24	44	22	22	50	11	39	7
1/8/24*	41	19	22	53	12	40	7
9/20/23	48	33	14	49	8	41	3

(If no opinion or question: Which way do you lean on how Trump handled his job as president? Leaners are netted with somewhat.)

*Previous polls in CATI mode.

Compare to: Do you approve or disapprove of the way Donald Trump has handled his job as president?

	----- Approve -----			----- Disapprove -----			No
	NET	Strongly	Somewhat	NET	Somewhat	Strongly	opinion
1/13/21*	38	27	10	60	8	52	2
10/9/20	44	30	13	54	9	45	3
9/24/20	44	28	16	53	8	46	2
8/15/20	43	29	15	55	7	47	2
7/15/20	39	28	11	57	9	48	3
5/28/20	45	32	12	53	11	42	3
3/25/20	48	34	15	46	11	35	6
2/17/20	43	31	12	53	11	42	4
1/23/20	44	35	10	51	9	42	4
10/30/19	38	30	8	58	10	48	5
9/5/19	38	27	11	56	8	48	6
7/1/19	44	32	12	53	8	45	3
4/25/19	39	28	12	54	9	45	6
1/24/19	37	28	9	58	9	49	5
11/1/18	40	28	12	53	9	43	8
10/11/18	41	29	12	54	7	46	6
8/29/18	36	24	12	60	7	53	4
4/11/18	40	25	15	56	10	46	4
1/18/18	36	24	13	58	9	49	5
11/1/17	37	25	12	59	8	50	4
9/21/17	39	26	13	57	9	48	4
8/20/17	37	22	15	58	13	45	5
7/13/17	36	25	11	58	10	48	6
4/20/17	42	27	15	53	10	43	5

*CATI mode. Previous polls: "is handling"

14-15. How qualified do you think Harris/Trump is to serve as president?

8/13/24 - Summary table

	--- More qualified ---			---- Less qualified ----			Skip
	NET	Very	Somewhat	NET	Not so	Not at all	
Harris	53	30	22	45	14	31	2

Trump 47 30 17 52 12 40 2
(Names rotated.)

16. Assuming you vote for president in November, how important will each of these issues be in your choice of which candidate to support?

8/13/24 - Summary table

	NET	---- More important One of the single most	---- Very imp.	NET	----- Less important Somewhat imp.	----- Less imp. than that	Skip
a. The economy	89	49	40	10	8	2	1
b. The immigration situation at the U.S.-Mexico border	70	36	33	29	20	9	1
c. Health care	77	30	47	22	17	5	1
d. Abortion	59	25	34	40	21	19	1
e. Gun violence	63	25	39	35	23	12	1
f. Inflation, meaning rising prices	86	49	37	13	10	3	1
g. The war between Israel and Hamas	50	14	36	48	32	16	1
h. Crime and safety	76	27	49	23	17	5	1
i. Protecting American democracy	77	40	37	22	14	8	2
j. Appointments to the U.S. Supreme Court	65	24	42	33	23	11	1
k. Race relations	50	13	38	48	27	21	1

(Items a-k randomized.)

Trend:

a. the economy

	NET	----- More important One of the single most important	----- Very important	NET	----- Less important Somewhat important	----- Less important than that	Skip
8/13/24	89	49	40	10	8	2	1
7/9/24	89	46	43	11	9	2	1
4/30/24	88	44	43	12	9	3	1

b. The immigration situation at the U.S.-Mexico border

	NET	----- More important One of the single most important	----- Very important	NET	----- Less important Somewhat important	----- Less important than that	Skip
8/13/24	70	36	33	29	20	9	1
7/9/24	66	34	32	33	24	10	1
4/30/24	69	34	35	30	20	10	*

c. Health care

	NET	----- More important One of the single most important	----- Very important	NET	----- Less important Somewhat important	----- Less important than that	Skip
8/13/24	77	30	47	22	17	5	1
7/9/24	74	27	48	25	20	5	*
4/30/24	76	28	47	24	18	6	1

d. Abortion

	NET	----- More important One of the single most important	----- Very important	NET	----- Less important Somewhat important	----- Less important than that	Skip
--	-----	---	-------------------------	-----	---	-----------------------------------	------

	NET	One of the single most important	Very important	NET	Somewhat important	Less important than that	Skp
8/13/24	59	25	34	40	21	19	1

Compare to: Access to abortion

	NET	One of the single most important	Very important	NET	Somewhat important	Less important than that	Skp
7/9/24	57	26	31	42	19	23	1
4/30/24	57	26	31	42	21	21	1

e. Gun violence

	NET	One of the single most important	Very important	NET	Somewhat important	Less important than that	Skp
8/13/24	63	25	39	35	23	12	1
7/9/24	64	23	40	36	23	13	*
4/30/24	66	25	41	34	23	11	*

f. Inflation, meaning rising prices

	NET	One of the single most important	Very important	NET	Somewhat important	Less important than that	Skp
8/13/24	86	49	37	13	10	3	1
7/9/24	85	45	40	14	11	3	1
4/30/24	85	45	40	14	12	3	1

g. The war between Israel and Hamas

	NET	One of the single most important	Very important	NET	Somewhat important	Less important than that	Skp
8/13/24	50	14	36	48	32	16	1
7/9/24	44	11	34	55	35	20	1
4/30/24	48	12	36	51	33	18	1

h. Crime and safety

	NET	One of the single most important	Very important	NET	Somewhat important	Less important than that	Skp
8/13/24	76	27	49	23	17	5	1
7/9/24	75	28	47	24	19	5	1
4/30/24	77	28	49	23	18	5	1

i. Protecting American democracy

	NET	One of the single most important	Very important	NET	Somewhat important	Less important than that	Skp
8/13/24	77	40	37	22	14	8	2
7/9/24	79	42	38	20	13	7	1
4/30/24	76	37	39	23	16	7	1

j. Appointments to the U.S. Supreme Court

NET	One of the single most important	Very important	NET	Somewhat important	Less important than that	Skp
-----	-------------------------------------	-------------------	-----	-----------------------	-----------------------------	-----

8/13/24	65	24	42	33	23	11	1
7/9/24	67	26	41	32	22	10	1

k. No trend.

17. Who do you trust more to handle each of these issues, Harris, Trump, or do you not trust either of them to handle it?

8/13/24 - Summary table

	-- Trust Harris more --			-- Trust Trump more --			Neither	Skp
	NET	Strngly	Somwht	NET	Somwht	Strngly		
a. The economy	37	19	18	46	12	34	16	1
b. The immigration situation at the U.S.-Mexico border	36	17	18	46	9	37	17	1
c. Health care	43	25	17	36	17	19	20	1
d. Abortion	45	34	11	33	14	19	20	1
e. Gun violence	42	25	17	37	13	24	20	1
f. Inflation, meaning rising prices	36	18	18	45	12	33	18	1
g. The war between Israel and Hamas	33	15	19	38	12	27	27	1
h. Crime and safety	39	22	17	42	13	29	18	1
i. Protecting American democracy	43	32	11	37	10	27	19	1
j. Appointments to the U.S. Supreme Court	42	29	13	37	12	25	20	1
k. Race relations	45	29	16	31	12	20	22	2

(Names rotated. Items a-k shown in same order as in Q16.)

Trend:

a. The economy

	--- Trust Harris more ---			--- Trust Trump more ---			Don't trust either	Skip
	NET	Harris, strongly	Harris, somewhat	NET	Trump, somewhat	Trump, strongly		
8/13/24	37	19	18	46	12	34	16	1

Compare to:

	---- Trust Biden more ----			--- Trust Trump more ---			Don't trust either	Skip
	NET	Biden, strongly	Biden, somewhat	NET	Trump, somewhat	Trump, strongly		
7/9/24	35	17	17	45	14	31	19	1
4/30/24	32	16	16	46	13	33	21	1

b. The immigration situation at the U.S.-Mexico border

	--- Trust Harris more ---			--- Trust Trump more ---			Don't trust either	Skip
	NET	Harris, strongly	Harris, somewhat	NET	Trump, somewhat	Trump, strongly		
8/13/24	36	17	18	46	9	37	17	1

Compare to:

	---- Trust Biden more ----			--- Trust Trump more ---			Don't trust either	Skip
	NET	Biden, strongly	Biden, somewhat	NET	Trump, somewhat	Trump, strongly		
7/9/24	32	13	19	46	10	36	21	1
4/30/24	30	13	17	47	12	35	22	1

c. Health care

	---	Trust Harris	more	---	---	Trust Trump	more	----		
		Harris,				Trump,			Don't trust	
	NET	strongly	somewhat		NET	somewhat	strongly		either	Skip
8/13/24	43	25	17		36	17	19		20	1

Compare to:

	----	Trust Biden	more	---	---	Trust Trump	more	----		
		Biden,				Trump,			Don't trust	
	NET	strongly	somewhat		NET	somewhat	strongly		either	Skip
7/9/24	41	22	19		35	16	18		23	1
4/30/24	39	20	18		34	16	17		27	1

d. Abortion

	---	Trust Harris	more	---	---	Trust Trump	more	----		
		Harris,				Trump,			Don't trust	
	NET	strongly	somewhat		NET	somewhat	strongly		either	Skip
8/13/24	45	34	11		33	14	19		20	1

Compare to: Access to abortion

	----	Trust Biden	more	---	---	Trust Trump	more	----		
		Biden,				Trump,			Don't trust	
	NET	strongly	somewhat		NET	somewhat	strongly		either	Skip
7/9/24	44	29	15		31	14	17		24	1
4/30/24	41	26	15		29	13	16		28	2

e. Gun violence

	---	Trust Harris	more	---	---	Trust Trump	more	----		
		Harris,				Trump,			Don't trust	
	NET	strongly	somewhat		NET	somewhat	strongly		either	Skip
8/13/24	42	25	17		37	13	24		20	1

Compare to:

	----	Trust Biden	more	---	---	Trust Trump	more	----		
		Biden,				Trump,			Don't trust	
	NET	strongly	somewhat		NET	somewhat	strongly		either	Skip
7/9/24	38	18	20		37	15	22		25	1
4/30/24	34	17	17		37	16	21		29	1

f. Inflation, meaning rising prices

	---	Trust Harris	more	---	---	Trust Trump	more	----		
		Harris,				Trump,			Don't trust	
	NET	strongly	somewhat		NET	somewhat	strongly		either	Skip
8/13/24	36	18	18		45	12	33		18	1

Compare to:

	----	Trust Biden	more	---	---	Trust Trump	more	----		
		Biden,				Trump,			Don't trust	
	NET	strongly	somewhat		NET	somewhat	strongly		either	Skip
7/9/24	33	14	19		44	14	30		22	1
4/30/24	30	14	17		44	13	31		25	1

g. The war between Israel and Hamas

	---	Trust Harris	more	---	---	Trust Trump	more	----		
		Harris,				Trump,			Don't trust	
	NET	strongly	somewhat		NET	somewhat	strongly		either	Skip
8/13/24	33	15	19		38	12	27		27	1

Compare to:

	NET	Trust Biden more Biden, strongly	--- Biden, somewhat	NET	Trust Trump more Trump, somewhat	--- Trump, strongly	Don't trust either	Skip
7/9/24	29	12	17	38	15	24	32	1
4/30/24	29	12	17	37	13	24	33	1

h. Crime and safety

	NET	Trust Harris more Harris, strongly	--- Harris, somewhat	NET	Trust Trump more Trump, somewhat	--- Trump, strongly	Don't trust either	Skip
8/13/24	39	22	17	42	13	29	18	1

Compare to:

	NET	Trust Biden more Biden, strongly	--- Biden, somewhat	NET	Trust Trump more Trump, somewhat	--- Trump, strongly	Don't trust either	Skip
7/9/24	35	16	19	42	16	27	22	1
4/30/24	33	15	18	41	15	26	24	1

i. Protecting American democracy

	NET	Trust Harris more Harris, strongly	--- Harris, somewhat	NET	Trust Trump more Trump, somewhat	--- Trump, strongly	Don't trust either	Skip
8/13/24	43	32	11	37	10	27	19	1

Compare to:

	NET	Trust Biden more Biden, strongly	--- Biden, somewhat	NET	Trust Trump more Trump, somewhat	--- Trump, strongly	Don't trust either	Skip
7/9/24	42	29	12	36	11	24	22	1
4/30/24	38	25	13	38	12	25	23	1

j. Appointments to the U.S. Supreme Court

	NET	Trust Harris more Harris, strongly	--- Harris, somewhat	NET	Trust Trump more Trump, somewhat	--- Trump, strongly	Don't trust either	Skip
8/13/24	42	29	13	37	12	25	20	1

Compare to:

	NET	Trust Biden more Biden, strongly	--- Biden, somewhat	NET	Trust Trump more Trump, somewhat	--- Trump, strongly	Don't trust either	Skip
7/9/24	40	26	15	36	13	24	22	1

k. No trend.

18. Overall, do you have a favorable or unfavorable impression of Kamala Harris as a person?

	NET	----- Favorable ----- Strongly	Somewhat	NET	----- Unfavorable ----- Somewhat	Strongly	Skip/ No opinion
8/13/24*	45	22	23	44	11	32	11
8/15/20	52	26	26	38	10	29	10
9/5/19	38	15	23	35	12	24	26

(Rotated with Q19. "As a person" added. If no opinion or skipped: Do you lean toward having a favorable or unfavorable impression of Harris as a person? Leaners are netted with somewhat.)

*Previous polls in CATI mode.

19. Overall, do you have a favorable or unfavorable impression of Donald Trump as a person?

	----- Favorable -----			----- Unfavorable -----			Skip/
	NET	Strongly	Somewhat	NET	Somewhat	Strongly	No opinion
8/13/24	35	16	19	57	11	46	8
7/9/24	34	14	20	59	13	47	7
4/30/24	33	13	20	58	14	44	9
1/8/24*	35	15	21	56	13	43	8
8/15/20	42	29	13	56	10	46	2
5/28/20	42	30	12	55	11	44	3
9/5/19	40	26	14	57	9	48	3
1/24/19	32	20	12	59	14	45	9
4/11/18	32	17	16	61	14	47	7
1/15/17	40	19	21	54	14	41	6
11/5/16 LV	38	21	17	60	10	50	3
10/29/16 RV	37	19	18	59	11	47	4
10/13/16	31	17	14	66	11	54	4
9/30/16	34	18	17	64	13	51	2
9/22/16	35	18	17	59	14	45	6
8/28/16	35	16	18	63	16	47	3
8/4/16	34	16	18	63	11	52	3
7/14/16	31	15	16	64	13	52	4
6/12/16	29	15	14	70	14	56	1
5/19/16	37	18	19	60	11	49	3
4/10/16	31	14	17	67	14	53	2
3/6/16	30	15	14	67	11	56	3
1/10/16	35	17	18	62	14	48	3
11/8/15	38	16	23	59	13	46	3
9/27/15	35	14	21	60	19	41	5
8/30/15	37	16	21	59	16	43	4
7/12/15	33	14	19	61	16	45	6
5/31/15	16	7	9	71	16	55	13
12/18/11	40	12	29	48	21	27	12
1/16/00**	20	NA	NA	70	NA	NA	11
10/31/99***	18	"	"	70	"	"	12

(Rotated with Q18. "As a person" added in 2024 polls, 1/24/19 and 4/11/18. If no opinion or skipped question: Do you lean toward having a favorable or unfavorable impression of Trump as a person? Leaners are netted with somewhat.)

*Previous polls, CATI mode.

**"Regardless of how you might vote, please tell me if you have a favorable or unfavorable impression of Donald Trump, or perhaps you don't know enough to say."

22. Does each of these statements apply more to Harris, apply more to Trump, or not apply to either one?

8/13/24 - Summary table

	More to Harris	More to Trump	Does not apply to either	Skip
a. Is honest and trustworthy	41	26	32	1
b. Has the mental sharpness it takes to serve effectively as president	46	37	15	2
c. Is in good enough physical health to serve effectively as president	56	26	16	2
d. Represents your personal values	40	34	25	1
e. Understands the problems of people like you	40	33	26	1

(Names rotated. Items a-e randomized.)

Trend:

a. Is honest and trustworthy

	More to Harris	More to Trump	Does not apply to either	Skip
8/13/24	41	26	32	1

Compare to:

	More to Biden	More to Trump	Does not apply to either	Skip
7/9/24	39	22	39	1
4/30/24	37	21	42	*

b. Has the mental sharpness it takes to serve effectively as president

	More to Harris	More to Trump	Does not apply to either	Skip
8/13/24	46	37	15	2

Compare to:

	More to Biden	More to Trump	Does not apply to either	Skip
7/9/24	14	44	41	1
4/30/24	23	42	34	1

c. Is in good enough physical health to serve effectively as president

	More to Harris	More to Trump	Does not apply to either	Skip
8/13/24	56	26	16	2

Compare to:

	More to Biden	More to Trump	Does not apply to either	Skip
7/9/24	13	44	43	1
4/30/24	20	42	37	1

d. Represents your personal values

	More to Harris	More to Trump	Does not apply to either	Skip
8/13/24	40	34	25	1

Compare to:

	More to Biden	More to Trump	Does not apply to either	Skip
7/9/24	36	31	32	1
4/30/24	34	31	35	*

e. Understands the problems of people like you

	More to Harris	More to Trump	Does not apply to either	Skip
8/13/24	40	33	26	1

Compare to:

	More to Biden	More to Trump	Does not apply to either	Skip
7/9/24	34	32	34	1
4/30/24	32	31	37	*

23-24. How would you feel if Harris/Trump is elected as president?

	----- Positive -----			----- Negative -----			
			Satisfied but		Dissatisfied		
	NET	Enthusiastic	not enthusiastic	NET	but not angry	Angry	Skip
Harris	50	27	22	48	27	21	2
Trump	45	25	20	53	19	34	2

(Names rotated. Trump, "to another term...")

Compare to Biden/Trump, 2/1/23*

Biden	36	7	29	62	32	30	2
Trump	43	17	26	56	20	36	2

*CATI mode. "Biden is re-elected..."; "Trump is elected to another term..."

25. If elected, Harris would be the first woman to serve as United States president. Do you think that having a woman as the U.S. president would...

	Be a good thing for the country	Be a bad thing for the country	Make no difference	Skip
8/13/24	38	14	47	1

26-27. Do you think Harris'/Trump's views on most issues are too liberal for you, too conservative for you, or just about right?

	Too liberal	Too conservative	About right	Skip
Harris				
8/13/24	46	6	43	5
8/15/20*	33	7	46	13

	Too liberal	Too conservative	About right	Skip
Trump				
8/13/24	9	42	44	5
8/15/20*	12	34	43	11

(Names rotated; liberal and conservative rotated)

*CATI mode. "Skip" was "no opinion"

28. Would you describe the state of the nation's economy these days as...

8/13/24 - Summary table

	----- Positive -----			----- Negative -----			
	NET	Excellent	Good	NET	Not so good	Poor	Skip
8/13/24*	27	2	25	72	40	33	1
9/20/23	25	2	23	74	31	42	1
9/21/22	24	3	21	74	36	38	1
2/24/22	24	3	21	75	36	39	1
11/10/21	29	2	26	70	33	38	1
4/21/21	42	4	38	58	37	20	1
9/24/20	40	9	31	59	37	22	1
8/15/20	31	7	24	68	34	33	1
5/28/20	34	8	26	65	40	24	1
9/5/19	56	16	40	43	30	13	1
11/1/18	65	15	49	34	25	9	1
8/29/18	58	12	46	40	31	9	2
1/18/18	58	14	44	40	28	12	2
1/15/17	51	6	45	48	35	14	1

Call for full trend.

*Previous polls in CATI mode. "Skip" was "no opinion"

29. How much influence do you think Harris has had within the Biden administration in each of these areas?

8/13/24 - Summary table

	-- More influence --			- Less influence -			
	NET	Great deal	Good amount	NET	Just some	Very little	Skip
a. Its economic policies	33	11	23	64	30	34	3
b. Its immigration policies	39	15	24	57	27	31	3

30. Do you support or oppose the decision by the U.S. Supreme Court eliminating the constitutional right to have an abortion?

	----- Support -----			----- Oppose -----			
	NET	Strongly	Somewhat	NET	Somewhat	Strongly	Skip
8/13/24	35	20	14	62	16	46	4
4/30/24*	32	20	12	66	18	48	2
9/20/23	30	21	8	64	11	53	7
5/3/23	27	22	6	66	12	54	7
11/2/22	30	22	8	63	7	56	7
9/21/22	29	21	9	64	11	53	7

*Previous polls in CATI mode. "Skip" was "no opinion"

31. How much influence do you think Trump has had in bringing about the U.S. Supreme Court decision eliminating the constitutional right to have an abortion?

	----- More influence -----			----- Less influence -----			
	NET	Great deal	Good amount	NET	Just some	Very little	Skip
8/13/24	56	33	24	39	20	19	4

Changing topics...

32. Who do you blame more for the risk of politically motivated violence in this country - the Democratic Party, the Republican Party, both equally, or neither?

	Democratic Party	Republican Party	Both equally	Neither	Skip
8/13/24	26	37	25	11	1
11/2/22*	25	31	32	11	2

(Democratic Party and Republican Party rotated.)

*CATI mode. "Skip" was "no opinion"

*** END ***