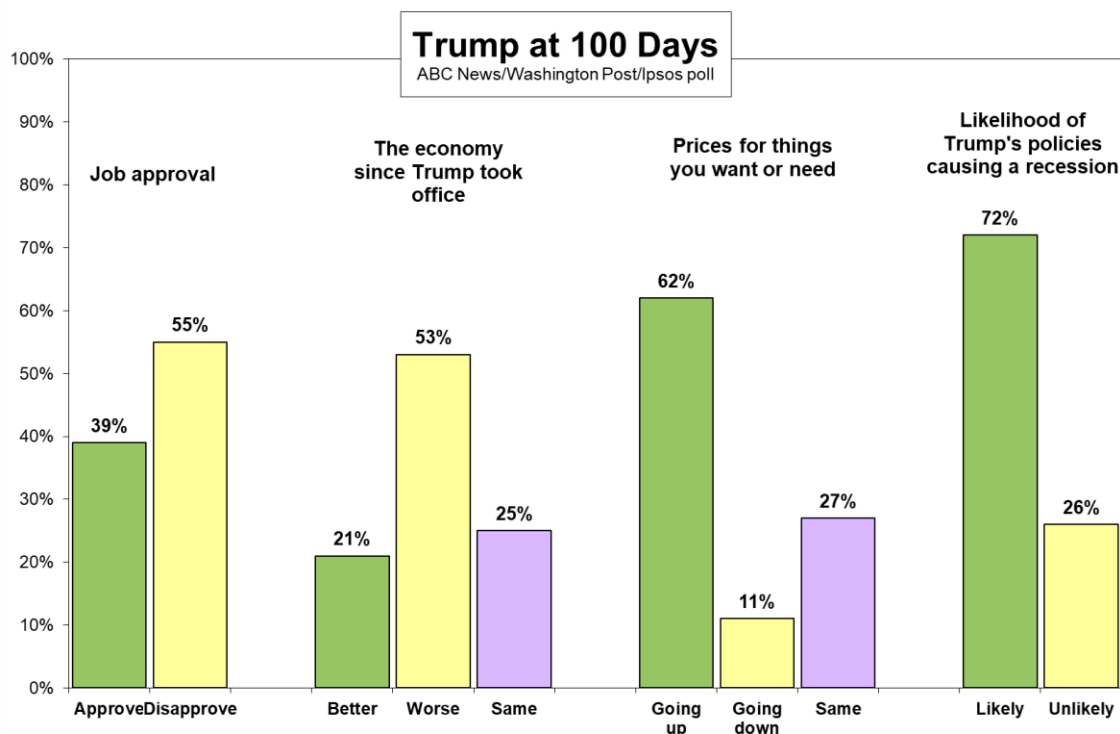


Trump at 100 Days: Recession Fears, Policy Pushback – Yet Still an Edge Over the Democrats

Donald Trump has the lowest 100-day job approval rating of any president in the past 80 years, with public pushback on many of his policies and extensive economic discontent, including broad fears of a recession. Yet he still beats the Democrats in Congress in trust to handle the nation's main problems.

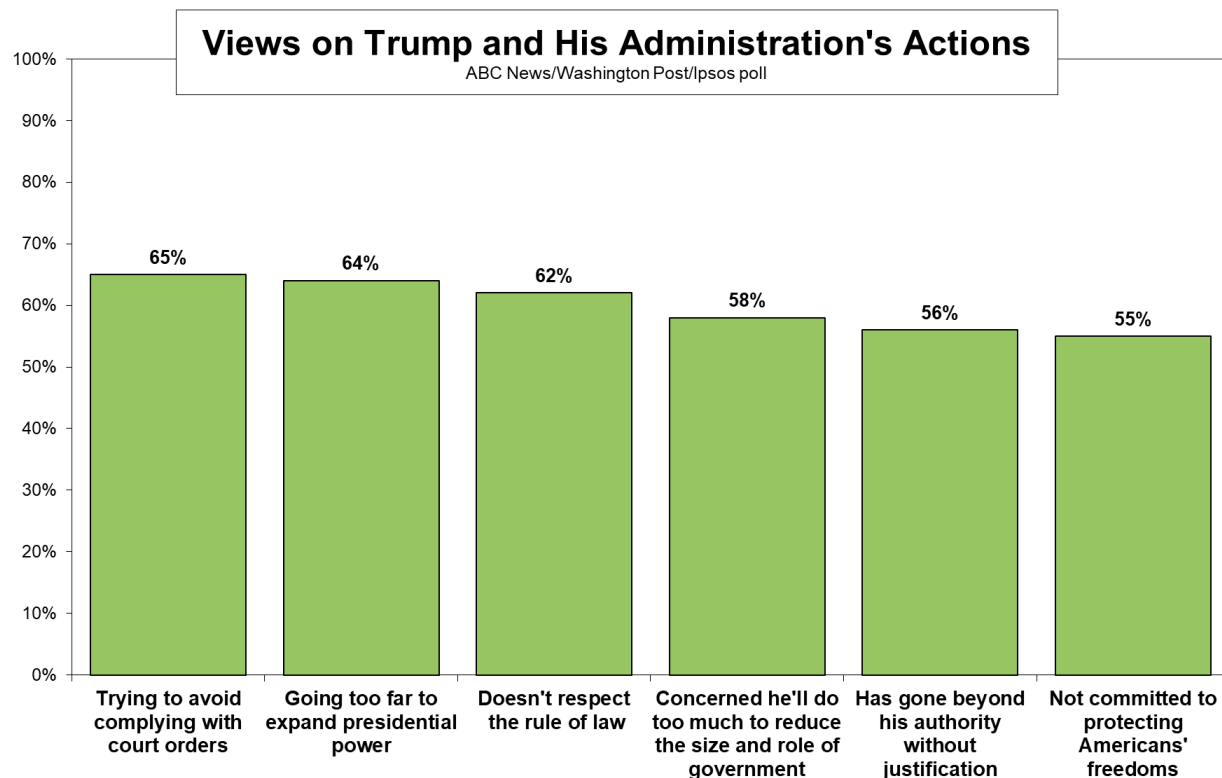
Thirty-nine percent of Americans in this ABC News/Washington Post/Ipsos poll approve of how Trump is handling his job as president, down 6 percentage points from February, while 55 percent disapprove. The previous low in approval for a president at or near 100 days in office, in polls dating to 1945, was Trump's 42 percent in 2017.

Perhaps most threatening to Trump, given his promise of an economic turnaround, is the extent of negative views on the economy: Seventy-two percent think it's very or somewhat likely that his economic policies will cause a recession in the short term. Seventy-three percent say the economy is in bad shape, 53 percent say it's gotten worse since Trump took office and 41 percent say their own finances have worsened – as many as said so under Joe Biden last summer.

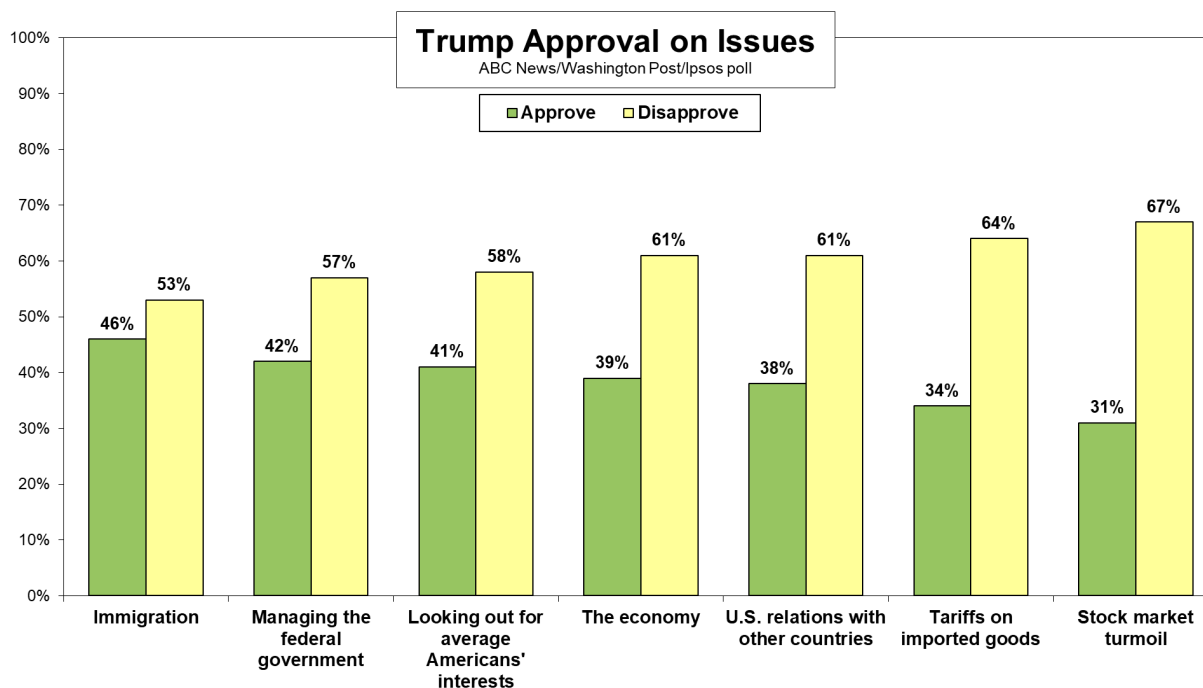


Sixty-two percent say prices – which, as a candidate, Trump pledged to curb – are rising. Seventy-one percent see his tariffs as a negative factor in price inflation. And just 31 percent in this poll, produced for ABC by [Langer Research Associates](#) with fieldwork by [Ipsos](#), accept Trump’s argument that the economy will emerge with a stronger foundation for the long term.

Negative assessments go beyond the economy. Sixty-five percent say Trump’s administration is trying to avoid complying with federal court orders. Sixty-four percent say he’s going too far in trying to expand presidential powers. Sixty-two percent don’t think his administration respects the rule of law. Majorities also express concern that he’ll do too much to reduce the size and role of government (58 percent), say he’s acted beyond his authority as president without justification (56 percent) and doubt his administration’s commitment to protecting Americans’ rights and freedoms (55 percent).



Anywhere from 57 to 67 percent of Americans disapprove of Trump’s performance on six of seven issues tested in this survey, including six in 10 or more on his handling of stock market volatility, tariffs, foreign relations and the economy overall. Fewer, 53 percent, disapprove of his handling of immigration.



Six in 10 or more oppose various administration initiatives, peaking at 77 percent opposed to cuts in federal funding for medical research, 70 percent opposed to increasing the federal government's role in how private universities are run, 67 percent opposed to ending birthright citizenship and 66 percent opposed to closing the Department of Education. As reported [Friday](#), opposition to deporting immigrants is lower, 51 percent. (Additionally on university governance, the public sides with Harvard over the Trump administration in their dispute, by a wide 66-32 percent.)

Views on Trump Initiatives <i>ABC News/Washington Post/Ipsos poll</i>		
	Support	Oppose
Reducing federal funding for medical research	21%	77%
Increasing the federal government's role in how private universities operate	28	70
Ending birthright citizenship, under which anyone born in the United States is a U.S. citizen	31	67
Shutting down the U.S. Department of Education	33	66
Freezing foreign aid providing food, health services and disease prevention services for people in poor countries	36	62
Cutting back environmental regulations on oil and gas drilling	37	61
Deporting international students who have criticized U.S. policy in the Middle East	39	59
Sending undocumented immigrants who are suspected of being members of a criminal group to a prison in El Salvador without a court hearing	47	51

In another gauge, 57 percent say Trump is “going too far” in closing federal agencies, and it’s about the same, 56 percent, in both laying off federal employees and in taking action against his political opponents. This eases to about half on ending diversity initiatives, reflecting the public’s divide on whether DEI efforts help level the playing field (51 percent) or create unfair discrimination (47 percent).

Trump’s Actions on the Issues <i>ABC News/Washington Post/Ipsos poll</i>			
	Trump is...		
	Going too far	Not going far enough	Handling it about right
Trying to expand the power of the presidency	64%	5%	29%
Closing federal agencies	57	12	30
Laying off government employees to cut the size of the federal workforce	56	12	32
Taking measures against his political opponents	56	11	31
Trying to end efforts to increase diversity in the government and private workplaces	51	13	35
Deporting undocumented immigrants	48	16	34

In a positive for the president, more people think waste in the federal government has decreased rather than increased under Trump, 43-25 percent; the rest say it’s stayed the same. That doesn’t carry over into perceptions of fraud: Thirty-four percent think this has increased, 32 percent, decreased.

Another question, raised by Trump’s comprehensive efforts to reshape the government, finds that 49 percent think he is moving the country away from its founding principles, vs. 34 percent who think he’s moving it closer toward them. Seventeen percent don’t think he’s moving it either way.

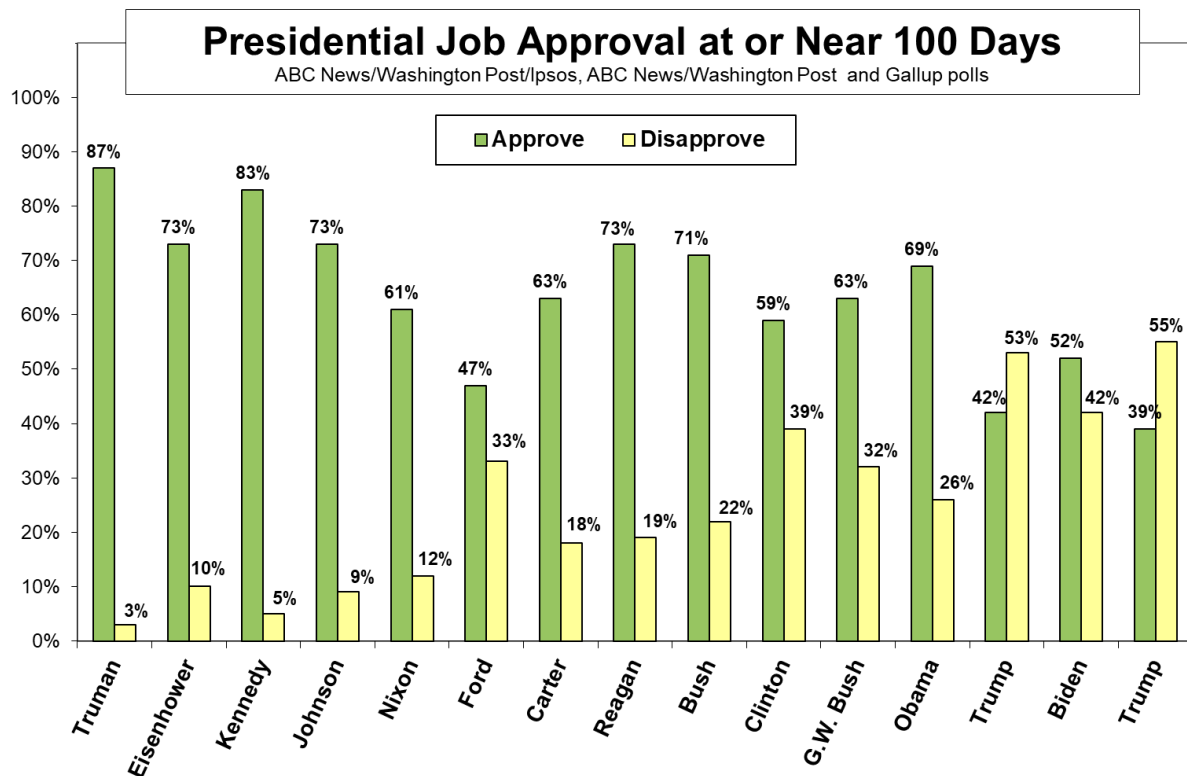
APPROVAL – At 39 percent, Trump’s job approval rating is down from 45 percent in a Washington Post/Ipsos poll in February. It now almost exactly matches his average, 40 percent, across his first term – tied with Joe Biden for the lowest presidential career average available, dating to Harry Truman.

Notably, just 21 percent now “strongly” approve of Trump’s work in office, his lowest on record. About twice as many, 44 percent, strongly disapprove.

Trump’s approval rating from non-college-educated white men, a core support group, is 54 percent, tying his low in this group from his first term. That may reflect the fact that 43 percent of non-college white men say the nation’s economy has worsened under Trump and a third say they themselves have gotten less well off financially since he’s taken office. (Trump also is tied with his previous lows in approval among Democrats and liberals.)

For all that, Trump is hanging on to the vast bulk of his voters. Among people who voted for him in November, just 6 percent say they now regret it, while 94 percent say it was the right thing to do. (Then again, buyer’s regret was even lower, 2 percent, at this point in his first term.)

In another gauge of partisanship, 83 percent of Republicans approve of Trump's work in office, while 93 percent of Democrats and 60 percent of independents disapprove. A difference is that 51 percent of Republicans strongly approve of Trump, while 85 percent of Democrats strongly disapprove. So do 44 percent of independents, three times as many as strongly approve.



Trump's ratings on individual issues, absent immigration, also are well underwater. Sixty-seven percent disapprove of his handling of the recent turmoil in the stock market. (The S&P 500 is down 8.7 percent since Trump took office.) On tariffs, 64 percent disapprove; on both the economy overall and U.S. relations with other countries, 61 percent; on looking out for the interests of average Americans, 58 percent; and on managing the federal government, 57 percent.

Trump Approval on the Issues <i>ABC News/Washington Post/Ipsos poll</i>		
	Approve	Disapprove
Immigration	46%	53%
Managing the federal government	42	57
Looking out for the interests of average Americans	41	58
The economy	39	61
U.S. relations with other countries	38	61
Tariffs on imported goods	34	64
The recent turmoil in the stock market	31	67

THE OPPOSITION – The silver lining for Trump is that the opposition party remains so out of favor. Americans trust him over the Democrats in Congress to handle the nation’s main problems by 37-30 percent. Underscoring bipartisan disaffection, 30 percent don’t trust either.

Further, while 60 percent say Trump is out of touch with the concerns of most people in the country, even more, 69 percent, say the Democratic Party is out of touch. It’s 64 percent for the Republican Party.

There are some telling partisan gaps. In the political middle, 62 percent of independents say Trump is out of touch, while substantially more, 76 percent, say the Democratic Party is out of touch. And in their own camps, relatively few Republicans say Trump is out of touch – 19 percent – while twice as many Democrats, 38 percent, say this about their own party.

Out of Touch with Most People’s Concerns				
<i>ABC News/Washington Post/Ipsos poll</i>				
	All	Republicans	Independents	Democrats
Trump	60%	19%	62%	95%
Republican Party	64	22	69	94
Democratic Party	69	89	76	38

At the same time, more people say both parties should be doing more to oppose Trump rather than more to support him – the Democratic Party, by 46-38 percent, and the Republican Party, by 50-26 percent, with the rest saying each party is handling this about right. In both cases, independents help tip the balance to opposing vs. supporting Trump.

COURTS/COMPLIANCE – In terms of the legal battles over Trump’s moves, Americans widely reject the administration’s accusations of improper judicial interference. By 62-35 percent, most say federal judges are trying to enforce existing limits on Trump’s legal authority, rather than trying to interfere with his authority.

By an even wider margin, 67-31 percent, Americans say federal judges should have the authority to block an administration policy until a trial is held, if they think it will harm people and probably is illegal.

Further, as noted, people by 65-31 percent think the administration is trying to avoid complying with court orders regarding its activities, rather than trying to comply with those orders.

CUTTING GOVERNMENT – Majority perceptions of presidential overreach are not uncommon. As mentioned, 58 percent express concern that Trump will do too much to reduce the size and role of the federal government. That’s essentially a mirror image of attitudes under Biden; 59 percent were concerned he’d do too much to increase the government’s size and role.

The difference is in partisan divisions, reflecting sharply different views of government between Democrats and Democratic-leaning independents on one hand and Republicans and GOP-leaning independents on the other. In the Democratic group, 91 percent are concerned Trump will do too much to shrink the size and role of government; 26 percent in the Republican group say the

same. In 2021, by contrast, 87 percent in the GOP camp were concerned that Biden would go too far to increase government's size and role, while 31 percent in the Democratic group said so.

Views on the Trump administration cutting federal regulations are more closely divided. Fifty-two percent think it will cut regulations that are needed to protect public health and safety; 46 percent instead think it will cut unnecessary regulations while keeping those that are needed.

INTERNATIONAL/RUSSIA – In a last area covered by this survey, Americans by 49-34 percent think Trump has weakened rather than strengthened the country's leadership in the world. While negative, that's better than Biden's 48-23 percent result on the same question in 2022.

Specifically regarding Russia, 46 percent say Trump's approach is too friendly, vs. 11 percent too confrontational and 40 percent about right. That's similar to what it was in a January 2017 poll. This survey was completed before the administration's move in the past week pressuring Ukraine to accept a ceasefire deal favorable to Russia.

METHODOLOGY – This ABC News/Washington Post/Ipsos poll was conducted online via the probability-based Ipsos KnowledgePanel® April 18-22, 2025, in English and Spanish, among a random national sample of 2,464 adults. Partisan divisions are 30-30-29 percent, Democrats-Republicans-independents.

Results have a margin of [sampling error](#) of 2 percentage points, including the design effect. Error margins are larger for subgroups. Sampling error is not the only source of differences in polls.

The survey was produced for ABC News by [Langer Research Associates](#), with sampling and data collection by Ipsos. See details on ABC News survey methodology [here](#).

Analysis by Gary Langer.

ABC News polls can be found at ABCNEWS.com. Join our [mailing list](#) to get updates on all new poll releases. Media contacts: [Van Scott](#) (212-456-7243) or [Brooks Lancaster](#).

Full results follow.

Q3b, 3f, 4b, 20c-d, 28, 35 previously released. Q2, 10, 24-25 held for release.

1. Do you approve or disapprove of the way Donald Trump is handling his job as president?

	----- Approve -----			----- Disapprove -----			Skip/
	NET	Strongly	Somewhat	NET	Somewhat	Strongly	No opinion
4/22/25	39	21	19	55	11	44	5
2/18/25*	45	27	19	53	13	39	2
Previous term:							
1/13/21**	38	27	10	60	8	52	2
10/9/20	44	30	13	54	9	45	3
9/24/20	44	28	16	53	8	46	2
8/15/20	43	29	15	55	7	47	2
7/15/20	39	28	11	57	9	48	3
5/28/20	45	32	12	53	11	42	3

3/25/20	48	34	15	46	11	35	6
2/17/20	43	31	12	53	11	42	4
1/23/20	44	35	10	51	9	42	4
10/30/19	38	30	8	58	10	48	5
9/5/19	38	27	11	56	8	48	6
7/1/19	44	32	12	53	8	45	3
4/25/19	39	28	12	54	9	45	6
1/24/19	37	28	9	58	9	49	5
11/1/18	40	28	12	53	9	43	8
10/11/18	41	29	12	54	7	46	6
8/29/18	36	24	12	60	7	53	4
4/11/18	40	25	15	56	10	46	4
1/18/18	36	24	13	58	9	49	5
11/1/17	37	25	12	59	8	50	4
9/21/17	39	26	13	57	9	48	4
8/20/17	37	22	15	58	13	45	5
7/13/17	36	25	11	58	10	48	6
4/20/17	42	27	15	53	10	43	5

(If no opinion or skipped: Which way do you lean on how Trump is handling his job as president? Leaners are netted with somewhat)

*Washington Post-Ipsos. No opinion option not offered.

**"has handled." 2021 and previous in CATI mode.

Compare to: Looking back, do you approve or disapprove of the way Donald Trump handled his job when he was president?

	----- Approve -----			----- Disapprove -----			Skip/
	NET	Strongly	Somewhat	NET	Somewhat	Strongly	No opinion
8/13/24	44	23	20	49	10	39	7
7/9/24	43	22	21	52	11	41	6
4/30/24	44	22	22	50	11	39	7
1/8/24	41	19	22	53	12	40	7
9/20/23*	48	33	14	49	8	41	3

(If no opinion or question: Which way do you lean on how Trump handled his job as president? Leaners are netted with somewhat.)

*2023 in CATI mode.

3. Do you approve or disapprove of the way Trump is handling each of the following?

4/22/25 - Summary table

	Approve	Disapprove	Skip
a. The economy	39	61	1
b. Immigration	46	53	1
c. Managing the federal government	42	57	1
d. Looking out for the interests of average Americans	41	58	1
e. U.S. relations with other countries	38	61	1
f. Tariffs on imported goods	34	64	1
g. The recent turmoil in the stock market	31	67	2

(Items b-g were randomized)

Trend, where available:

a. The economy

	----- Approve -----			----- Disapprove -----			Skip
	NET	Strongly	Somewhat	NET	Somewhat	Strongly	
4/22/25	39	NA	NA	61	NA	NA	1
2/18/25*	45	NA	NA	53	NA	NA	2
10/9/20 RV**	54	40	14	45	11	34	1
9/24/20 RV	51	38	13	46	11	35	3
9/24/20	52	36	16	45	13	32	3

7/15/20	50	36	14	47	11	36	3
5/28/20	52	37	15	44	13	30	4
3/25/20	57	38	19	38	13	24	6
2/17/20	52	NA	NA	40	NA	NA	7
1/23/20	56	NA	NA	38	NA	NA	6
9/5/19	46	NA	NA	47	NA	NA	7
7/1/19	51	NA	NA	42	NA	NA	6
10/11/18	49	35	14	46	11	35	5
8/29/18	45	30	15	47	12	36	8
4/11/18	46	30	16	48	12	36	6
9/21/17	43	27	16	49	13	36	8
7/13/17	43	26	17	41	12	29	16

*Washington Post-Ipsos

**Oct. 2020 and previous in CATI mode. "Skip" was "no opinion."

b. Immigration

	----- Approve -----			----- Disapprove -----			
	NET	Strongly	Somewhat	NET	Somewhat	Strongly	Skip
4/22/25	46	NA	NA	53	NA	NA	1
2/18/25*	50	NA	NA	48	NA	NA	3
7/1/19**	40	NA	NA	57	NA	NA	2
4/25/19	39	29	10	57	11	46	4
9/21/17	35	24	11	62	11	51	3

*Washington Post-Ipsos

**July 2019 and previous in CATI mode. "Skip" was "no opinion."

c. Managing the federal government

	Approve	Disapprove	Skip
4/22/25	42	57	1
2/18/25*	44	54	2

*Washington Post-Ipsos

d.-g. No trend.

4. In each of these areas, do you think Trump is going too far, is not going far enough, or is handling it about right?

4/22/25 - Summary table

	Going too far	Not going far enough	Handling it about right	Skip
a. Trying to expand the power of the presidency	64	5	29	2
b. Deporting undocumented immigrants	48	16	34	1
c. Laying off government employees to cut the size of the federal workforce	56	12	32	1
d. Closing federal agencies	57	12	30	1
e. Taking measures against his political opponents	56	11	31	2
f. Trying to end efforts to increase diversity in the government and private workplaces	51	13	35	1

("Going too far" and "not going far enough" were randomized, as were items a-f)

5. How concerned are you, if at all, that Trump will do too much to reduce the size and role of government in U.S. society?

--- More concerned ---			---- Less concerned ----			
NET	Very	Somewhat	NET	Not so	Not at all	Skip

4/22/25 58 38 21 41 19 22 *

Compare to: How concerned are you, if at all, that Biden will do too much to increase the size and role of government in U.S. society?*

	--- More concerned ---			---- Less concerned ----			No
	NET	Very	Somewhat	NET	Not so	Not at all	opinion
11/10/21	59	39	20	38	16	22	3
4/21/21	53	32	21	45	22	23	2

*CATI mode

6. Overall, do you think Trump is moving the country closer to its founding principles, moving the country away from its founding principles, or not moving the country either way?

	Closer to its founding principles	Away from its founding principles	Not moving the country either way	Skip
4/22/25	34	49	17	*

("Closer" and "away" were randomized)

7. Do you think the Trump administration does or does not respect the rule of law?

	Respects	Does not respect	Skip
4/22/25	37	62	1

8. Do you think the Trump administration is or is not committed to protecting Americans' rights and freedoms?

	Committed to protecting Americans' rights and freedoms	Not committed to protecting Americans' rights and freedoms	Skip
4/22/25	45	55	1

9. Since Trump started his second term, do you think the amount of [waste/fraud] in the federal government has increased, decreased, or stayed about the same?

4/22/25 - Summary table

	Increased	Decreased	Same	Skip
a. waste	25	43	31	1
b. fraud	34	32	34	1

("Waste" and "fraud" were half-sampled; "increased" and "decreased" were randomized)

11. Overall, who do you trust to do a better job handling the country's main problems - Trump or the Democrats in Congress?

	Trump	Dems	Both equally	Neither	Skip
4/22/25	37	30	4	30	*

Call for full trend.

12. Do you think Trump is in touch with the concerns of most people in the United States today, or is he out of touch?

	In touch	Out of touch	Skip
4/22/25	39	60	1
8/29/18*	34	63	3
4/20/17	38	58	4

Compare to: Obama

3/2/14	48	49	2
4/14/13	51	46	2

*2018 and previous in CATI mode. "Skip" was "no opinion."

13. Do you think the [Republican Party/Democratic Party] is in touch with the concerns of most people in the United States today, or is it out of touch?

4/22/25 - Summary table

	In touch	Out of touch	Skip
a. the Republican Party	35	64	1
b. the Democratic Party	30	69	1

("Republican" and "Democratic" were randomized)

Trend:

a. the Republican Party

	In touch	Out of touch	Skip
4/22/25	35	64	1
11/10/21*	37	58	6
8/29/18	31	63	7
4/20/17	32	62	7
3/2/14	28	68	4
4/14/13	23	70	7

*2021 and previous in CATI mode. "Skip" was "no opinion."

b. the Democratic Party

	In touch	Out of touch	Skip
4/22/25	30	69	1
11/10/21*	33	62	5
8/29/18	40	51	9
4/20/17	28	67	6
3/2/14	48	48	4
4/14/13	43	51	6

*2021 and previous in CATI mode. "Skip" was "no opinion."

14. Do you think the [Republican Party/Democratic Party] should be doing more to support Trump, more to oppose Trump, or is it handling this about right?

4/22/25 - Summary table

	More to support Trump	More to oppose Trump	Handling this about right	Skip
a. the Republican Party	26	50	23	1
b. the Democratic Party	38	46	15	2

("Republican" and "Democratic" were shown in same order as in Q13; "support" and "oppose" were randomized)

15. Since taking office, do you think Trump has acted within his authority as president or gone beyond his authority as president?

	Acted within his authority	Gone beyond his authority	Skip
4/22/25	40	60	1
2/18/25*	40	57	3

(Response options were randomized)

*Washington Post-Ipsos

16. (IF HAS GONE BEYOND HIS AUTHORITY) Do you think Trump is justified in going beyond his authority as president, or not justified?

	Justified	Not justified	Skip
4/22/25	6	94	*

Q15/Q16 Combo table

	Acted within his authority	NET	----- Justified	Gone beyond his authority	Not justified	----- Skip Q16	Skip Q15
4/22/25	40	60	3	56	*	1	

17. If a federal judge thinks a policy of the Trump administration will harm people and probably is illegal, should the judge have the authority to block that policy until a trial is held, or not?

	Should have the authority	Should not have the authority	Skip
4/22/25	67	31	2

18. In handling lawsuits against the Trump administration, which of these do you think best describes what federal judges are trying to do?

	Federal judges are trying to interfere with Trump's legal authority	Federal judges are trying to enforce existing limits on Trump's legal authority	Skip
4/22/25	35	62	3

(Response options were randomized)

19. In responding to federal court rulings regarding its activities, which of these do you think best describes what the Trump administration is trying to do?

	The Trump administration is trying to comply with court orders	The Trump administration is trying to avoid complying with court orders	Skip
4/22/25	31	65	3

(Response options were randomized)

20. Do you support or oppose each of the following?

4/22/25 - Summary table

	Support	Oppose	Skip
a. Shutting down the U.S. Department of Education	33	66	1
b. Cutting back environmental regulations on oil and gas drilling	37	61	2
c. Sending undocumented immigrants who are suspected of being members of a criminal group to a prison in El Salvador without a court hearing	47	51	2
d. Deporting international students who have criticized U.S. policy in the Middle East	39	59	2
e. Freezing foreign aid providing food, health services and disease prevention services for people in poor countries	36	62	3
f. Ending birthright citizenship, under which anyone born in the United States is a U.S. citizen	31	67	2
g. Increasing the federal government's role in how private universities operate	28	70	2
h. Reducing federal funding for medical research	21	77	2

(Items a-h were randomized)

21. The Trump administration is trying to take a greater role in Harvard University's hiring of faculty, admission of students, and operation of its academic programs. Harvard says this intrudes on its freedom as a private university. Whose side do you take on this issue, the Trump administration's or Harvard's?

	The Trump admin.'s side	Harvard's side	Skip
4/22/25	32	66	2

22. Thinking about federal regulations, which of these do you think is more likely?

		4/22/25
The Trump administration will cut unnecessary federal regulations while keeping those that are needed to protect public health and safety		46
The Trump Administration will cut federal regulations that are needed to protect public health and safety		52
Skip		2

(Response options were randomized)

23. Some people say diversity, equity and inclusion programs help level the playing field for people who have been denied equal opportunities. Others say DEI programs create unfair discrimination. Which of these views comes closest to your own?

	Help level the playing field for people who have been denied equal opportunities	Create unfair discrimination	Skip
4/22/25	51	47	3

("Help level the playing field" and "create unfair discrimination" were randomized)

26. Under Trump, do you think America's leadership in the world has gotten stronger, gotten weaker, or remained about the same?

	Stronger	Weaker	Same	Skip
4/22/25	34	49	17	1
7/20/18*	30	47	20	4
11/1/17	26	53	20	1
7/13/17	27	48	23	3

("Stronger" and "weaker" were randomized)

Compare to: Biden

2/24/22	23	48	26	2
---------	----	----	----	---

*2018 and previous in CATI mode. Biden asked in CATI mode. "Skip" was "no opinion."

27. Do you think Trump is being too friendly towards Russia, too confrontational toward them, or is taking about the right approach?

	Too friendly	Too confrontational	Right approach	Skip
4/22/25	46	11	40	3
1/15/17*	43	5	40	11

("Too friendly" and "too confrontational" were randomized)

*2017 in CATI mode. "Skip" was "no opinion."

Thinking about economic conditions,

29. Would you describe the state of the nation's economy these days as...

	----- Positive -----			----- Negative -----			
	NET	Excellent	Good	NET	Not so good	Poor	Skip
4/22/25	26	2	24	73	49	25	1
2/18/25*	26	1	24	73	52	21	2
8/13/24	27	2	25	72	40	33	1
9/20/23**	25	2	23	74	31	42	1
9/21/22	24	3	21	74	36	38	1
2/24/22	24	3	21	75	36	39	1
11/10/21	29	2	26	70	33	38	1
4/21/21	42	4	38	58	37	20	1
9/24/20	40	9	31	59	37	22	1
8/15/20	31	7	24	68	34	33	1
5/28/20	34	8	26	65	40	24	1
9/5/19	56	16	40	43	30	13	1
11/1/18	65	15	49	34	25	9	1
8/29/18	58	12	46	40	31	9	2
1/18/18	58	14	44	40	28	12	2
1/15/17	51	6	45	48	35	14	1
3/29/15	40	2	38	59	40	19	1
1/15/15	41	3	39	58	40	18	1
10/26/14	27	1	26	72	44	28	1
9/7/14	30	1	29	69	42	27	1
4/27/14	29	1	27	71	40	31	1
3/2/14	27	2	26	72	44	28	*
10/20/13	24	2	23	75	45	30	1
9/29/12 RV	18	2	16	81	42	39	*
8/25/12	15	1	14	84	39	45	1
8/5/12***	13	1	12	87	42	44	*
5/20/12	17	1	16	83	47	36	*
2/4/12	11	*	11	89	46	42	*
11/3/11	10	1	9	89	43	47	*
7/17/11	10	1	9	90	40	50	*

Call for full trend.

*Washington Post-Ipsos

**2023 and previous in CATI mode. "Skip" was "no opinion."

***Washington Post-Kaiser Family Foundation

30. Would you say the country's economy has gotten better since Trump became president in January, gotten worse, or remained about the same?

	----- Better -----			----- Worse -----			
	NET	Much better	Better	NET	Worse	Much worse	Same
4/22/25	21	5	16	53	28	25	25
2/24/22*	17	5	12	54	17	38	27
10/30/19**	44	NA	NA	22	NA	NA	31
9/9/12*** RV	32	NA	NA	43	NA	NA	24

*2022 and previous in CATI mode. "Skip" was "no opinion."

*Biden, **Trump, ***Obama

31. Would you say you, yourself, are better off financially than you were when Trump became president in January, not as well off, or in about the same shape financially?

	Better off	Not as well off	About the same	Skip
4/22/25	10	41	48	1
11/1/18*	25	13	60	2

Compare to: Biden

11/1/24	16	42	42	1
10/8/24	18	44	37	1
7/9/24	17	42	41	1

4/30/24	16	43	40	1
1/8/24	13	43	41	3
9/20/23	15	44	39	1
2/1/23	16	41	42	1
2/24/22	17	35	47	1

Call for full trend.

*Sept. 2023 and previous in CATI mode. "Skip" was "no opinion."

32. How likely do you think it is that Trump's economic policies will cause an economic recession in the short term?

	----- Likely -----			----- Not likely -----			
	NET	Very	Somewhat	NET	Not so	Not at all	Skip
4/22/25	72	39	33	26	21	6	2

33. Do you think Trump's economic policies will put the U.S. economy on a stronger foundation for the long term, on a weaker foundation, or have no impact on the economy's foundation?

	Stronger	Weaker	Have no impact	Too soon to say	Skip
4/22/25	31	42	4	22	1

34. Are prices for the things you want or need to buy going up, going down, or staying about the same?

	Going up	Going down	About the same	Skip
4/22/25	62	11	27	*

("Going up" and "going down" were randomized)

36. (IF VOTED FOR TRUMP) Do you regret supporting Trump in the 2024 election, or do you think that supporting Trump was the right thing to do in that election?

	Regret supporting Trump	Supporting Trump was the right thing to do	Skip
4/22/25	6	94	0
4/20/17*	2	96	1

("Regret" and "right thing" were randomized. 2017 question did not specify year)
*2017 in CATI mode. "Skip" was "no opinion."

37. (IF VOTED FOR HARRIS) Do you regret supporting Harris in the 2024 election, or do you think that supporting Harris was the right thing to do in that election?

	Regret supporting Harris	Supporting Harris was the right thing to do	Skip
4/22/25	3	97	0

("Regret" and "right thing" were randomized)

*** END ***