



COVID-19 Survey Summary: June 11, 2021

The following is a summary of social, behavioral and economic survey research on COVID-19 released in the past week, as compiled for the Societal Experts Action Network ([SEAN](#)). Most surveys cited in this report are available in the [SEAN COVID-19 Survey Archive](#).

[Sign up](#) for notice of these weekly summaries each Friday morning.

Coronavirus vaccination rates held flat in the latest U.S. survey data, most of those reluctant to get a shot say they're unlikely to change their mind and a significant share of parents remain hesitant to get their child vaccinated. Still, an increasing number of Americans say they're returning to something like their normal life, and mask use and social distancing continue to fall.

Coronavirus-related polls released this week also show that majorities support requiring proof of vaccination for travel, vacation and large events. Support is lower when it comes to everyday activities such as going to a retail store or dining out.

Other results show lower infection rates since the pandemic began among more-frequent vs. less-frequent mask users; find that declines in COVID-19 cases, hospitalizations and deaths since last winter have occurred disproportionately among seniors, who are the most likely to be vaccinated; and suggest that teenage summer employment suffered last summer amid the pandemic.

Internationally, views of the United States' response to the pandemic have improved since last summer in 11 out of 12 countries surveyed, but still lag ratings for the response by Germany, the WHO, China and the EU.

Vaccines

Polls continue to indicate that vaccination rates in the country have stalled:

- In one, two-thirds say they've received a COVID-19 vaccine and 17 percent say they won't get it. Both are unchanged from two weeks ago ([Axios-Ipsos 6/4-6/7](#)).
- In another, conducted two weeks earlier, 60 percent report they've been fully vaccinated, 4 percent have been partially vaccinated, 12 percent plan to get vaccinated and 24 percent do not. Among those not planning to get vaccinated, nearly eight in 10 say they're unlikely to change their mind.

Republicans remain far more likely than Democrats to say they don't plan to get vaccinated, 46 vs. 6 percent; it's 31 percent among political independents. Those without a college degree also

are far more likely to be reluctant, 31 vs. 12 percent. And a third of adults age 35-54 do not plan to get vaccinated, vs. about two in 10 younger and older Americans alike ([Gallup 5/18-5/23](#)).

Forty-five percent of parents say they're not likely to get their child vaccinated; 38 percent say they likely will and 15 percent say their child already has received a shot. Among parents of children age 12-17, 30 percent say their child has gotten vaccinated ([Axios-Ipsos 6/4-6/7](#)).

Vaccine Perceptions

Asked their perceptions of what others are doing, fewer than one in 10 think three-quarters or more in their community have received at least one dose of a vaccine. A third think between half and three-quarters have gotten a shot; 36 percent say it's about half and 23 percent think it's fewer than that. Views about the share of U.S. adults overall who have gotten vaccinated are generally similar.

Perhaps reflecting regional disparities in vaccine uptake, people in the Midwest and South are more apt than those in the Northeast to think that fewer than half of those in their community, or in the country, have been vaccinated ([Axios-Ipsos 6/4-6/7](#)).

More than half – 53 percent – are at least somewhat worried about people choosing not to be vaccinated. This far outstrips other COVID-19 concerns, including a lack of social distancing in their area (27 percent), the availability of local hospital resources and supplies (11 percent) and the availability of coronavirus tests (5 percent) ([Gallup 5/18-5/23](#)).

Proof of Vaccination

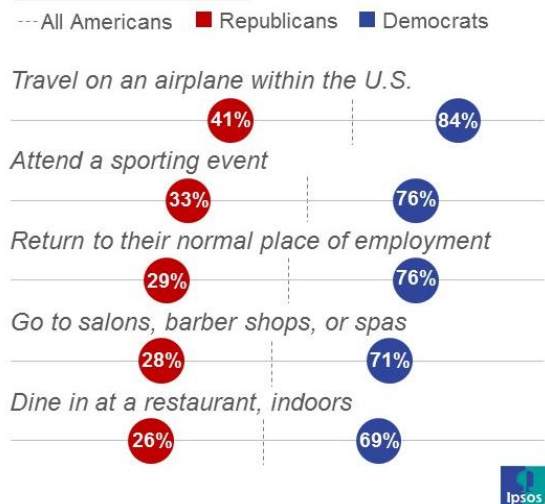
Majorities support requiring proof of vaccination to travel on an airplane abroad (67 percent) or within the United States (64 percent); to vacation at a hotel, resort or on a cruise ship (61 percent); or to attend a sporting event (56 percent). Roughly half support requiring proof to return to places of employment (52 percent), go to a salon (49 percent) and dine indoors (47 percent). Fewer support requiring it for shopping at non-grocery retail stores (43 percent).

Across all scenarios, Democrats are far more apt than Republicans to support requiring proof of vaccination ([Axios-Ipsos 6/4-6/7](#)).

Daily Life

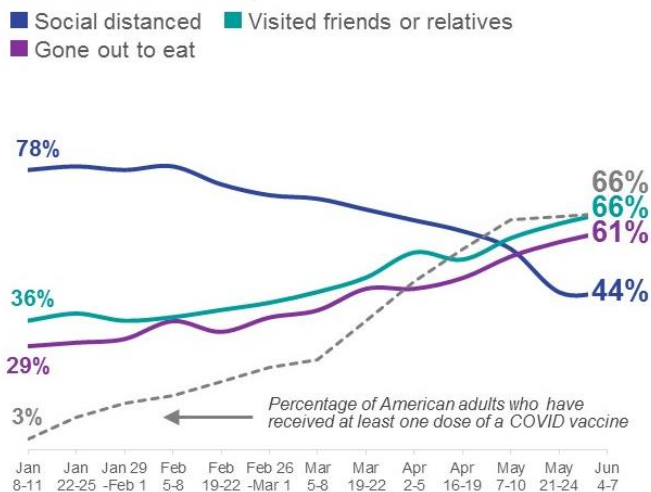
The share of Americans venturing out continues to reach new highs. Two-thirds visited friends or family in the past week and 61 percent went out to eat, both pandemic highs. The share who stayed home and avoided others as much as possible declined to 44 percent, matching its low two weeks ago. Nearly three in 10 say they've returned to something like their normal, pre-

Percentage of Americans who support having to show proof of a COVID-19 vaccine to do each of the following



COVID life, up 8 percentage points in two weeks to a new high; an additional two in 10 expect to be able to return to their normal life within the next three months ([Axios-Ipsos 6/4-6/7](#)).

Percentage of Americans who have _____ in the last week



© 2021 Ipsos

Similarly, a different poll finds more people socializing and fewer avoiding public outings. Just 22 percent say they’re completely or mostly isolating from non-household members, down from 30 percent in April; 38 percent say they’re not isolating at all, a pandemic high. Forty-four percent avoided events with large crowds in the past week, 40 percent avoided traveling by plane or public transportation, 34 percent avoided going to public places in general and 26 percent avoided small gatherings with family or friends. In January, majorities were avoiding each of these activities.

In addition, the share who visited a grocery store (60 percent), other store (35 percent) or pharmacy (24 percent) in the previous 24 hours all have increased by 6 points since April to pandemic highs. Nearly four in 10 went to a restaurant, up 8 points in a month also to a high. Visits to doctors, salons and gyms also have climbed since January. Travel and use of transportation have yet to rebound ([Gallup 5/18-5/23](#)).

Just three in 10 now view returning to their normal pre-coronavirus life as a large or moderate risk to their health, down 8 points in two-weeks to another low. And there are pandemic lows in risk perception across a range of other activities – traveling on an airplane or mass transit (55 percent), attending a sporting event (50 percent), taking a vacation (37 percent), dining in at a restaurant (33 percent), going to a salon, barbershop or spa (28 percent), attending in-person gatherings of friends and family (28 percent), shopping at retail stores (26 percent), working indoors in an office (26 percent) and going to a grocery store (21 percent).

Although only asked twice, views that it’s risky to go to a bar or nightclub (58 percent), an indoor concert (57 percent) or an outdoor music festival (39 percent) also have declined, by 5 or 6 points, since late May ([Axios-Ipsos 6/4-6/7](#)).

Masks and Distancing

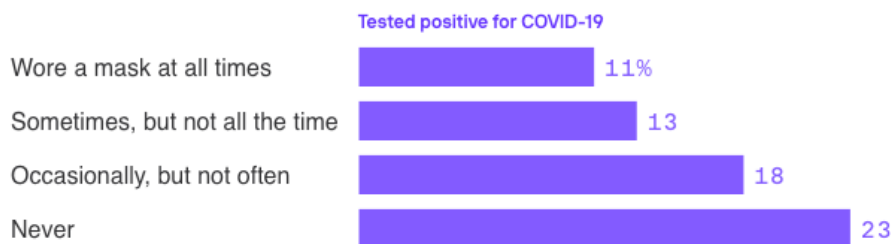
Thirty-seven percent say they’re wearing a mask at all times when leaving their home, down 8 points in two weeks to the fewest since mid-April 2020. The numbers wearing a mask at all times in a variety of situations also are down from two weeks ago, including indoors in public spaces (-10 points to 41 percent), outdoors in a crowded space (-7 points to 32 percent) and at small, indoor gatherings (-5 points to 21 percent). Twenty-eight percent say they’re maintaining a distance of six feet at all times, down a slight 4 points to a pandemic low ([Axios-Ipsos 6/4-6/7](#)).

Still, most – 79 percent – say they have worn a mask in the past week when outside their home, although that’s down from 86 percent in April, before the CDC’s change in guidance for vaccinated individuals. However the drop in mask use since last month occurred among both vaccinated and unvaccinated adults, and those who do not plan to be vaccinated remain the least likely to say they have worn a mask in the past week ([Gallup 5/18-5/23](#)).

Further analysis of polling data collected from March 2020 through May 2021 indicates that those who reported wearing a mask more frequently were less likely to report having tested positive for COVID-19. One in 10 of those who indicated they wore a mask at all times when leaving the home said they’d tested positive,

COVID-19 positivity rate is lowest among those who always wore a mask

Percentage of positive tests among those who were tested for COVID-19; Surveys conducted March 2020 to May 24, 2021



Data: Axios-Ipsos Coronavirus Index polling data since March 2020; Chart: Will Chase/Axios

compared with 23 percent of those who said they never wore a mask – even though mask-wearers reported getting tested more frequently. Those who said they always maintained a distance of six feet from others when leaving the house also were less apt to have tested positive than those who said they never did so, 10 vs. 26 percent ([Axios-Ipsos 3/13/20-5/24/21](#)).

Support Networks

In a poll conducted in March and April, more Americans said they were using government benefits more rather than less because of COVID-19, 14 vs. 8 percent; most, 77 percent, said this hadn’t changed. Conversely, more said they were using the legal system and educational institutions less rather than more (11 vs. 3 percent and 12 vs. 5 percent, respectively). Roughly equal numbers said they were using the healthcare system more vs. less (12 vs. 13 percent). The same was true of financial institutions (9 vs. 8 percent).

Three in 10 said that they’d volunteered less because of COVID-19, far more than the 8 percent who said they’d volunteered more. (Six in 10 said their volunteering hasn’t changed.) Roughly two in 10 apiece said they donated more (18 percent) or less (20 percent) money because of the pandemic. Overall, 19 percent said they’d volunteered in the past 12 months, 36 percent had donated money to social causes, 29 percent had donated non-monetary resources and 5 percent said they’d been civically engaged in other ways.

More people reported less rather than more involvement in local organizations, including school groups, neighborhood or community associations (23 vs. 6 percent), service or civic organizations (23 vs. 6 percent), sports or recreation organizations (28 vs. 3 percent), religious institutions or organizations (25 vs. 7 percent), political causes (19 vs. 11 percent) and any other

community or civic groups (22 vs. 4 percent). Two-thirds or more said their involvement in these groups had not changed.

Most Americans said their support network had not changed in size since the pandemic began, but among those who did report a change, more reported declines than gains. In terms of personal support (e.g., help when sick, emotional support, a ride to the airport or child care in an emergency), 78 percent said they had about the same number of people they trusted as before the pandemic, 16 percent reported fewer people they trusted and 6 percent more. About a quarter (27 percent) said they'd asked for less personal support because of COVID-19; 10 percent had asked for more and 63 percent said they'd asked for about the same amount.

There also were more declines than gains in professional support networks (e.g., help writing a resume, networking, or professional advice) – 15 percent said there were fewer people they trusted for support with their job or career, 4 percent more; 78 percent said it had stayed the same. A quarter (24 percent) said they've asked for less professional support because of COVID-19, 8 percent for more and 65 percent for about the same amount of support ([Impact Genome/AP-NORC 3/25-4/15](#)).

Impact on Summer Jobs

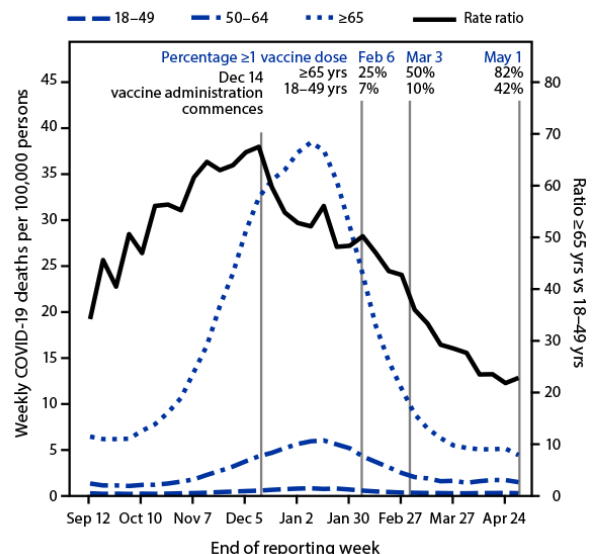
After a decade of incremental gains, a new analysis of [Bureau of Labor Statistics](#) data indicates that employment among teenagers last summer dropped to its lowest level since the Great Recession. With the pandemic restricting operations among the places most likely to employ them (e.g., restaurants, retail, recreation centers), just 30.8 percent of teenagers had a paying job last summer. That's just slightly higher than the low of 29.6 in 2010 and 2011.

Summer employment dropped particularly among 18- and 19-year-olds, from 47.8 percent in 2019 to 40.5 percent last summer. However, there are signs the pandemic slump may be lifting – 32.4 percent of 16- to 19-year-olds were employed in May 2021, the highest May employment rate for this age group since 2008 ([Pew](#)).

Declines in COVID-19 Among Older Adults

A CDC analysis finds that COVID-19 incidence, hospitalizations and deaths have declined disproportionately among seniors, who are the most apt to be vaccinated. As of May 1, 82 percent of adults aged 65 and older, 63 percent of adults age 50-64 and 42 percent of adults younger than 50 had received at least one vaccine dose. Comparing Nov. 29-Dec. 12, 2020 (just before the start of the vaccination rollout) to April 18-May 1, 2021, COVID-19 incidence was 69 percent lower among all adults, including 79 percent lower among those age 65+, 71 percent lower among 50- to 64-year-

D. Provisional weekly rate of COVID-19 deaths, by age group, and rate ratio for persons aged ≥65 yrs vs those aged 18-49 yrs



olds and 66 percent lower among those age 18-49. The proportion of COVID-19 cases diagnosed in seniors declined from 16 to 10.7 percent.

Using the same comparison periods, COVID-19 emergency department (ED) visits per 100,000 ED visits were 59 percent lower among all adults and 77 percent lower for seniors. Seniors accounted for 38 percent of all COVID-19 ED visits in the pre-vaccination period compared with 21 percent during the recent period. COVID-19 related hospital admissions in general followed a similar pattern. Although mortality remained highest for seniors, their share of all deaths from COVID-19 went from 84 percent in the pre-vaccination period to 68 percent in late April. The authors note that greater declines in COVID-19 incidence among older adults provide additional evidence of the beneficial impact of vaccination ([CDC 11/29/20-5/1/21](#)).

Drop in Routine Childhood Vaccinations

Another new CDC report indicates a substantial decrease in routine childhood and adolescent vaccinations during March-May 2020 compared with the same period in 2018 and 2019. The number of doses administered increased in June-September 2020, but not at a rate sufficient to achieve catch-up coverage. The data are from 10 states: Idaho, Iowa, Louisiana, Michigan, Minnesota, New York City, North Dakota, Oregon, Washington and Wisconsin ([CDC](#)).

State Results

In New Jersey, nearly three-quarters say they have received at least one dose of a COVID-19 vaccine, 10 percent say they likely will do so and 16 percent say they won't. Among those who are reluctant to get vaccinated, two-thirds cite concerns about side effects, 58 percent cite distrust in government and 57 percent are concerned the vaccines were developed and tested too quickly. More than half – 55 percent – say a major reason is they do not need it, up sharply from 25 percent last fall. Half of those unwilling to get the shot say nothing would make them more likely to do so. Among parents, 36 percent say they will definitely get their child vaccinated when it is available for their age group, 22 percent say they probably will and 7 percent already have, leaving 27 percent disinclined to vaccinate their child.

Roughly eight in 10 say they've been wearing a mask all or most of the time indoors in public spaces, six in 10 have been doing so outdoors in crowded spaces and 56 percent do so when around people not in their household. A third always or often wear masks outdoors in uncrowded spaces.

The vast majority of New Jerseyans (87 percent) support fully reopening public schools with in-person instruction in the fall. More than seven in 10 support healthcare institutions requiring all their workers to be vaccinated, two-thirds support colleges and universities requiring students to be vaccinated and six in 10 support employers requiring all of their employees to be vaccinated. A similar share support establishing a credential, certification or vaccine "passport."

Half say the state is moving at the right pace in lifting restrictions and reopening businesses, 31 percent think it is moving too slowly and 18 percent think it is moving too quickly. Three in 10

give Gov. Phil Murphy an A grade for his handling of the pandemic; 23 percent give him a B, 13 percent a C, 10 percent a D and 23 percent an F ([Rutgers-Eagleton 5/21-5/29](#)).

International Results

International views of how the United States has handled the pandemic are weak compared with other countries and organizations, but have improved sharply since last summer nonetheless.

In 17 countries surveyed, a median of just 37 percent rate the U.S. response positively, compared with 61 percent for Germany, 58 percent for the WHO, 49 percent for China and 48 percent for the EU.

That said, in the 12 countries for which trend data are available, ratings of the U.S. response rose in 11, including especially sharp advances in Italy and Germany. While a median of 37 percent in these countries think the United States has done a good job, that's up from 15 percent in summer 2020.

Perceptions of China's response also have improved, on average, but there's a wide range; 76 percent in Singapore and 72 percent in Greece say it's done a good job, for example, vs. 27 percent in South Korea and 24 percent in Japan.

Views of the EU's response have declined, most steeply in Germany (down 25 points, from 68 to 43 percent) and the U.K. (down 22 points, from 64 to 22 percent ([Pew](#))).

In a study in Canada, 30 percent rank the coronavirus as their top issue of national concern, a nine-month low, though still surpassing the economy, the environment, the deficit and healthcare as top-level concerns ([Nanos 6/4](#)). Nearly half (47 percent) think the government is doing a good job (a 7-10 out of 10) with the vaccine rollout, up from 31 percent in January. In terms of re-opening, more than six in 10 are uncomfortable allowing people to go to large sporting events and concerts this summer if many still have not received their second vaccination ([Nanos/Globe 5/30-6/2](#)). About seven in 10 also are uncomfortable allowing nonessential border crossings with countries other than the United States. Fewer, but still about half, are uncomfortable with allowing nonessential border crossings with the United States ([Nanos/Bloomberg 5/30-6/2](#)).

In Chile, 73 percent of adults have received at least one dose of the coronavirus vaccine, up 5 points in the past week, including more than half (58 percent) who have gotten both doses. Thirteen percent say they'll get the vaccine when it becomes available to them, 9 percent prefer

Increasingly, people say the U.S. is doing a good job dealing with pandemic

% who say the United States has done a good job dealing with the coronavirus outbreak

| | 2020 | 2021 | Change |
|---------------|------|------|--------|
| | % | % | |
| Italy | 18 | 59 | ▲41 |
| Germany | 9 | 45 | ▲36 |
| France | 15 | 43 | ▲28 |
| Belgium | 11 | 37 | ▲26 |
| Japan | 15 | 40 | ▲25 |
| Sweden | 15 | 40 | ▲25 |
| Canada | 16 | 37 | ▲21 |
| Spain | 20 | 39 | ▲19 |
| Netherlands | 14 | 33 | ▲19 |
| South Korea | 6 | 25 | ▲19 |
| UK | 16 | 29 | ▲13 |
| Australia | 14 | 13 | ▼1 |
| MEDIAN | 15 | 38 | |

Note: Statistically significant differences in **bold**. Only publics surveyed in both 2020 and 2021 shown.

Source: Spring 2021 Global Attitudes Survey, Q7a.

PEW RESEARCH CENTER

to wait and 5 percent rule out getting the vaccine completely, essentially unchanged. Even with vaccinations rising, 61 percent of Chileans are concerned about getting infected with the coronavirus, up 5 points since last week, though still far from its peak of 76 percent last spring.

Chileans' views on returning to in-person schooling are mixed. Forty-three percent prefer that classes remain fully online, 30 percent think only some grade levels should return to in-person classes and a quarter think in-person classes should resume either after the second semester or in areas in phase 2 of reopening. Most – 69 percent of adults and 74 percent of parents – agree that schools should be open and parents should decide whether their child attends ([Cadem 6/2-6/3](#)).

In Germany, 26 percent say they've lost household income because of the pandemic, but a majority say their income has either stayed the same (61 percent) or improved (12 percent). Fifty-six percent say they've spent less money in the pandemic, while a quarter spent about the same and 16 percent spent more. People in higher-income households are more apt than those in less-well-off households to report reduced spending during the pandemic, 66 vs. 36 percent, and less apt to have experienced a loss of income, 19 vs. 36 percent – a combination that has disproportionately disadvantaged lower-income households ([ARD 5/3-5/5](#)).

In the Philippines, worry about catching the coronavirus remains high, with nine in 10 adults saying they're either a great deal (70 percent) or somewhat (19 percent) worried that someone in their immediate family might catch it, essentially even with its record high of 91 percent in November 2020. Outlooks about the direction of the COVID-19 crisis have worsened, with 49 percent saying the “worst is yet to come,” up 18 points since November. Conversely, half say “the worst is behind us,” down 19 points in the same period ([SWS 4/28-5/2](#)).

Additional U.S. and international poll results are available at the [COVID-19 Survey Archive](#).

Summary for SEAN by [Langer Research Associates](#).